



# International Infantry & Joint Services Small Arms Systems Annual Symposium

## Linking Mortars to the Joint Fires Network

May 16-19 , 2005

Thomas Bradley  
APM Fire Control  
Office of the Product Manager for Mortar Systems

PMMortars



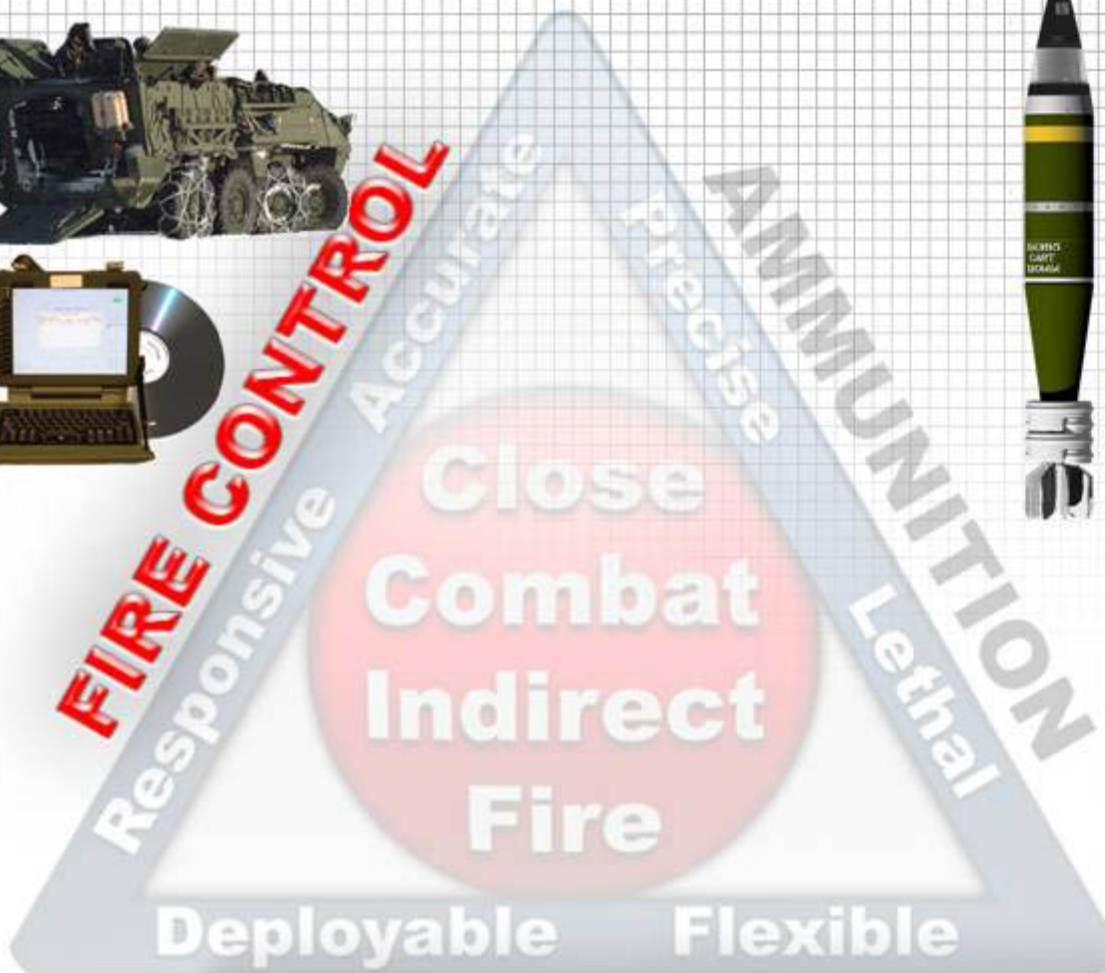
# Agenda



- Current Capability:
  - Mortar Fire Control System (MFCS) Heavy
    - Current Tracked and Wheeled Mortar Carriers
- Future Requirements
  - Lighter systems for dismounted mortar weapons
  - Improved Capabilities
- Software Blocking



# Systems Approach



WEAPONS / PLATFORMS



# Mortar Fire Control System (Heavy)

## System Description



- Links Mortar Fire Control System to the digital battle field
- Improves disbursement of mortars while providing Command & Control to mass lethal effects



### User Payoff:

- Responsiveness: 8 versus 1.5 minute for fire for effect
- Accuracy: Improves (CEP) from 230 meters to 70 meters (less in Stryker)
- Survivability: Eliminates soldier dismount
- Command & Control: Interfaces with Digital Fire Support and Situational Awareness

Qualification Program Successfully Completed, Fielding now Underway



# Dismounted Mortar Fire Control



## System Description

- A **modular** digitized Fire Control System suitable for a **variety of current and future dismounted mortar** weapon applications
  - **Ballistic Solutions** for all Mortars, all Missions
  - **Command and control interface** to AFATDS / FOs
  - **Weapon Location and Pointing**

## Acquisition Strategy

- **Incremental Development**
- **Leveraged Development**

## User Payoff

- <1 Minute to Emplace Day/Night
- <30 Sec First Shot when Emplaced
- Increases effectiveness and survivability
  - Shoot and scoot
  - Dispersed operations
- Self laying weapon (Eliminating Aim Posts/Sight)
- Increased system accuracy
- Linked to digital battlefield
- Sensor to Shooter capability
- **Low Cost / Modular Fire Control**





# Incremental Development Plan



## Increment I - Light Weight Hand Held Mortar Ballistic Computer (LHMBC)

- **Ballistic Solutions** for all Mortars, all Missions
- **Digital Communications** with the Fire Support Network (AFATDS - FDC)
- **GPS** - Weapon Position Location Data

## Increment II - Mortar Fire Control System – Light (MFCS-L)

- **Ballistic Solutions** for all Mortars, all Missions
- **Complete Digital Linkage** with the Fire Support Network (AFATDS - FDC - Guns)
- **GPS Weapon Location**
- **Weapon Pointing (Indirect)**
- **Direct Lay Day / Night Engagement**

### Incremental Development

- **Ballistic Calculations**
- **Weapon Position (GPS)**
- **Digital Communication**
  - AFATDS - FDC
  - AFATDS/FDC – Guns
- **Weapon Pointing and Aiming**

**Inc I  
LHMBC**

**Inc II  
MFCS-L**

**Requirement Documents**  
Inc I - MFCS ORD 1994 (LHMBC UFD 2003)  
USMC MBC ORD 2002  
Inc II - FCS ORD 2004





# MFCS Interoperability



**Joint Systems**

**Battle Command Systems**

**Allied Systems**

**US Air Force**

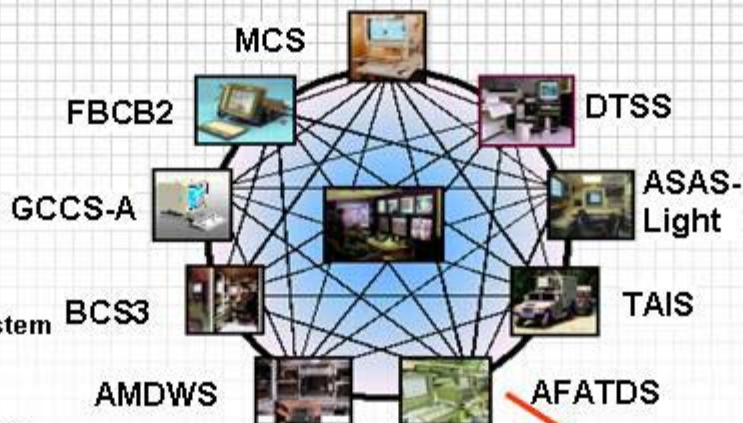
- Tactical Air Control Party
- Theatre Battle Management Core System

**US Marine Corps**

- AFATDS
- Tactical Air Control Parties-M
- Data Automated Communications Terminal
- Intelligence Analysis System
- Tactical Command/Operations
- Target Location, Designation, and Hand-Off System
- Forward Observer System

**US Navy**

- Global Command and Control System - Maritime
- Naval Fires Control System
- Tactical Exploitation System



- ATLAS (FR)
- ADLER (FRG)
- BATES (UK)
- SIR (IT)

**MFCS is a core system in Army Software Blocking**



PGMM Mortars

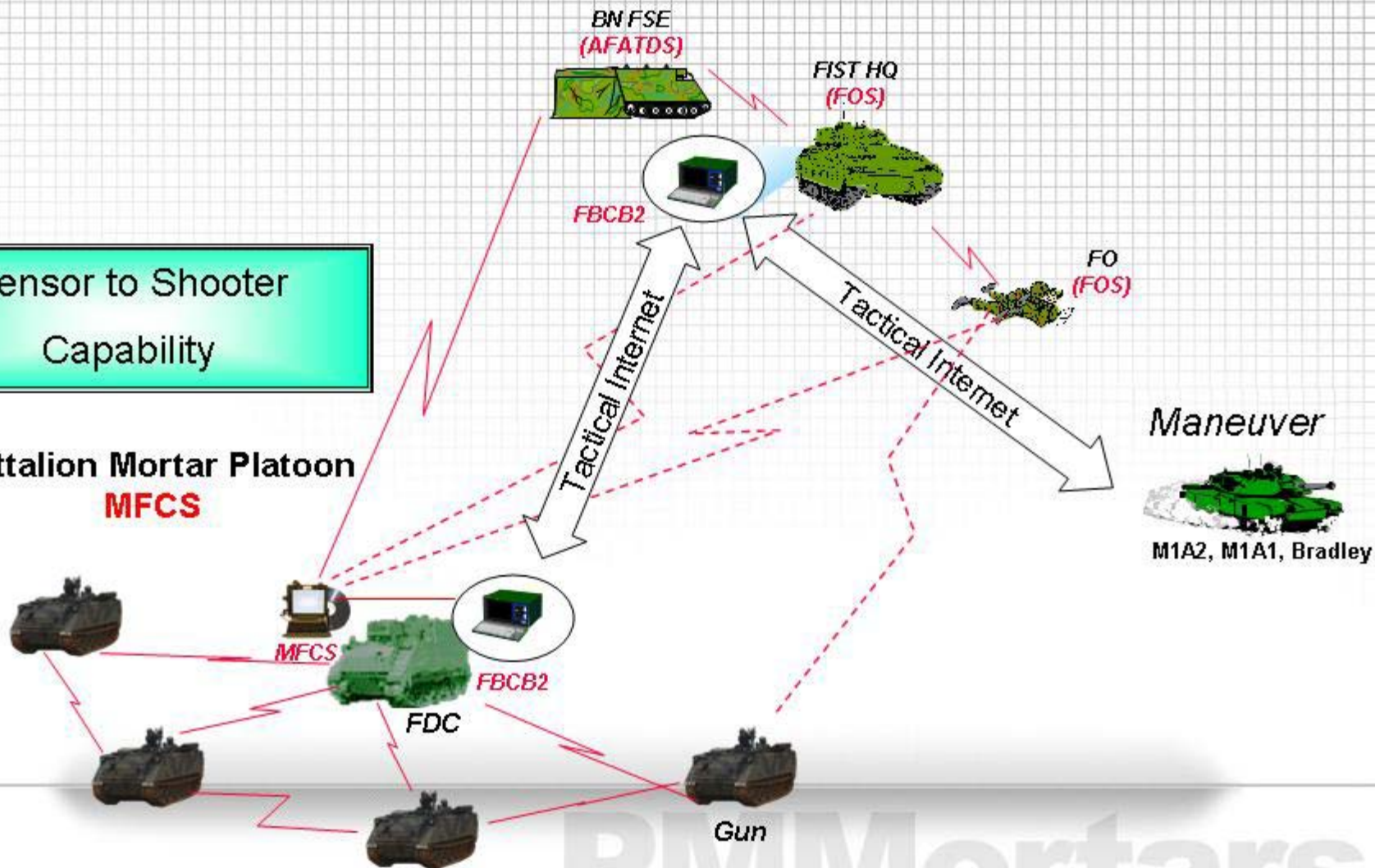


# MFCS Digital Links



Sensor to Shooter  
Capability

Battalion Mortar Platoon  
**MFCS**







# Software Blocking Definition/Scope

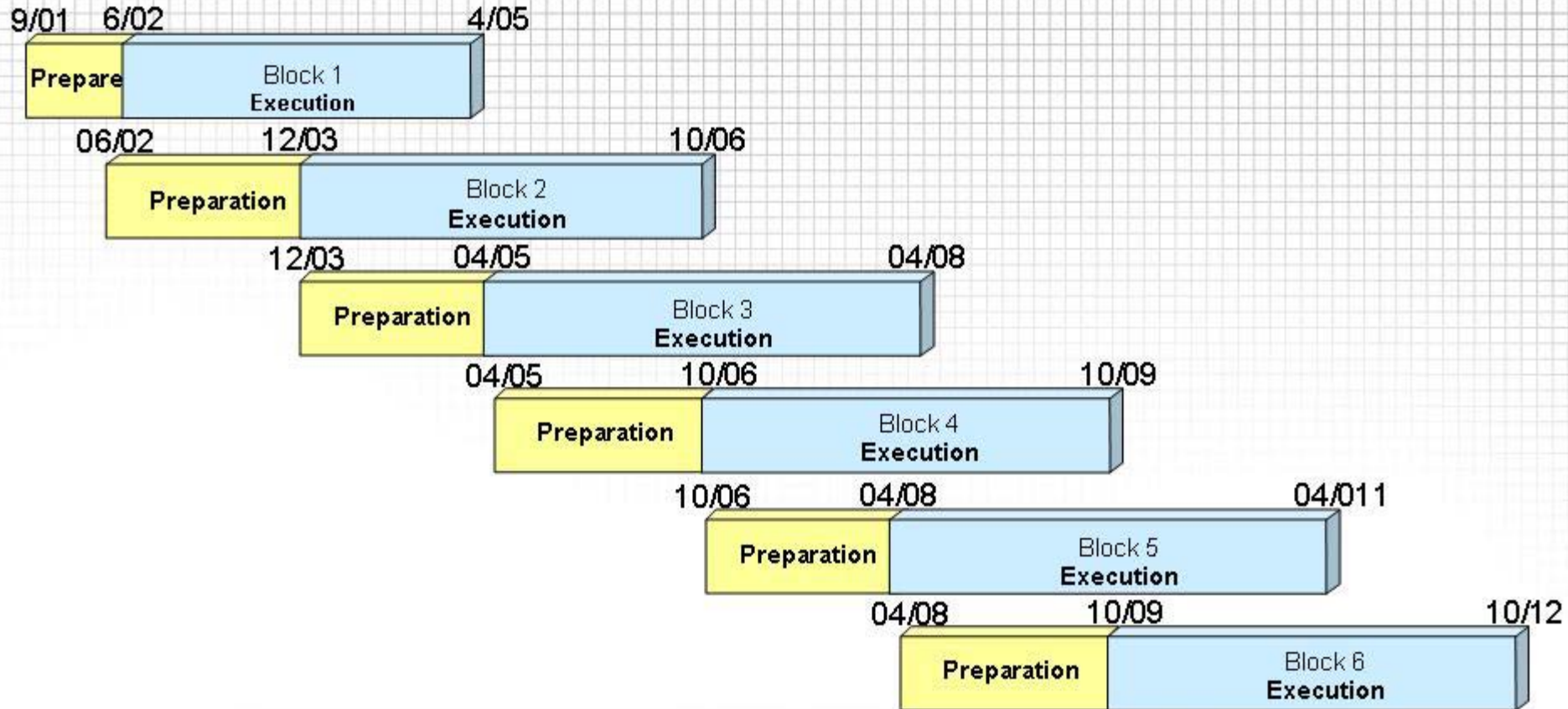


- Definition
  - Balanced and disciplined policy/process for harmonizing requirements
  - Expedite the rapid delivery of innovative, integrated, and operationally suitable warfighter capability.
- Scope
  - All new and upgraded systems that exchange digital information on the battlefield

Software Blocking is the framework for achieving Interoperability



# Software Blocking: Planning Schedule



Software Blocking is a continuous process



# BLOCK 1 System/Platform List



## Core Systems (23)

ASAS Light/RWS	<b>MFCS(M95)</b>
MCS(w/JWARN)	ECTA
FOS(LFED/PFED/FSTU)	
FBCB2	IMETS
GCCS-A	TOC Server
M1A2SEP	OH-58D(IDM)
M2A3 (IFV)/M3A3	AFATDS
AH-64D(IDM)	Paladin
TAIS	AMDPCS
TUAV	FOX(MICAD)
ISYSCON(TIMs)	DTSS
C3 Driver	CSSCS

## Enabling Systems (12)

ACUS Mod
BSN
EPLRS-RS/NCS/ENM
SINCGARS(ASIP/Airborne)
TOC Infrastructure
HF Gateway
VTT/PTT/MTT
TCIM
IDM
INC
MDL
A2C2S

## Interfacing Systems (19)

AMPS(JMPS)	Stryker
MLRS FDS	CH-47F(IDM)
DBST	CCTT XXI
A3 BFIST	M270 (LRAV)
HIMARS	IFSAS
M270A1 (MLRS)	BCS
CTIA(DMPRC/FTI)	MMS
Land Warrior*	MTS
Patriot*	FF Q37
	FF 36/EU

\*System included for programmatic integration purposes only; will not require certification

**Core System:** A system that provides the critical overall operational capability being incorporated in Block 1; will require certification and operational Evaluation participation.

**Enabler:** A system that is key to supporting interoperability of core systems but may not require certification or operational evaluation. If a system requires certification it will be done as part of Software Blocking.

**Interfacing System:** A system that provides a significant capability and is required to undergo certification but not operational evaluation as a part of Block 1.



# Interoperability Challenges



- Coordinating Block Fielding between systems
- Compatibility with legacy systems
- Collective Training
- Increased security vulnerabilities