

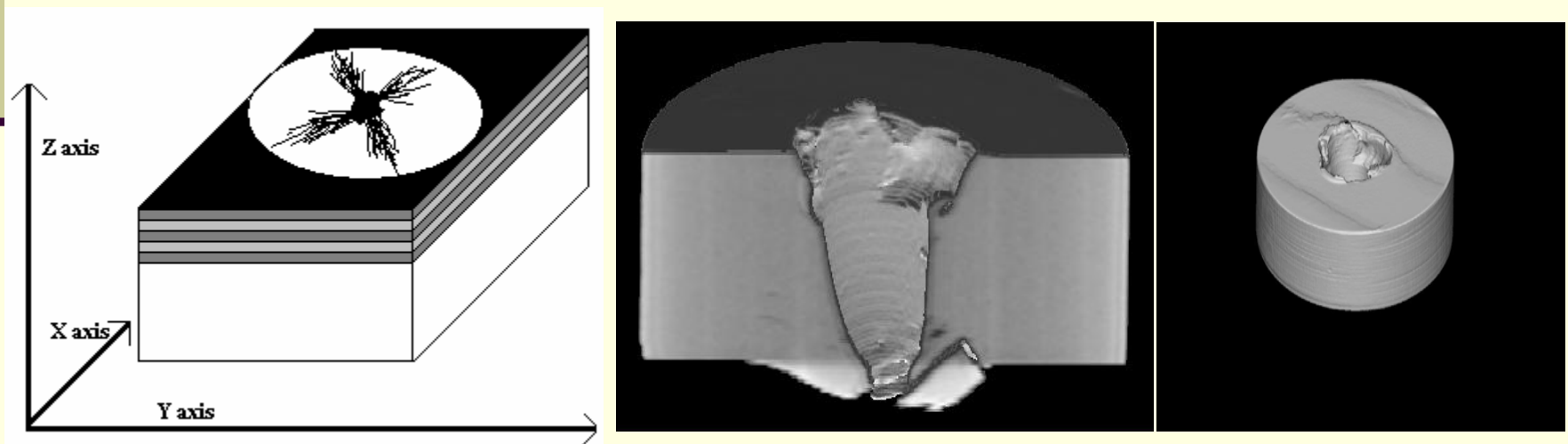
The Analysis and Classification of Images

Generated by X-Ray Computed
Tomography

By: Michael Lowery University of California – Santa Cruz
In Collaboration with: Jeff Wheeler, University of Kentucky – Lexington, KY

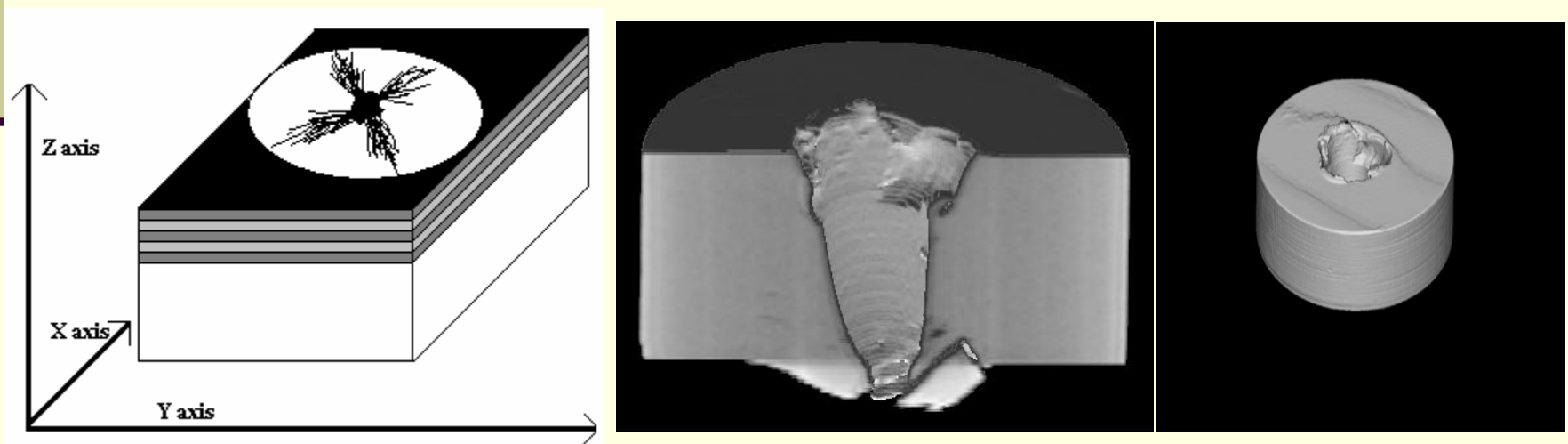
Introduction and Overview

- X Ray Computed Tomography (XCT)
 - Python script used to convert XCT images to binary format
 - Images processed based on XCT image size
 - 512x512 Image would have a 512x512 pixel matrix
 - Calculations based on Central Axis of Penetration



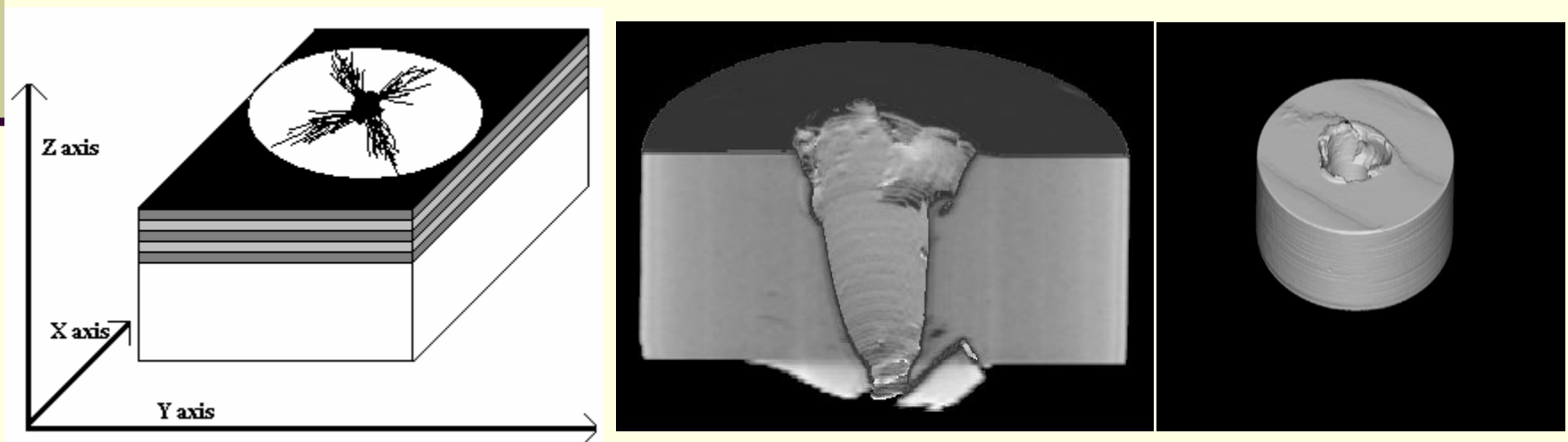
Introduction and Overview

- X Ray Computed Tomography (XCT)
 - Python script used to convert XCT images to binary format
 - Images processed based on XCT image size
 - 512x512 Image would have a 512x512 pixel matrix
 - Calculations based on Central Axis of Penetration



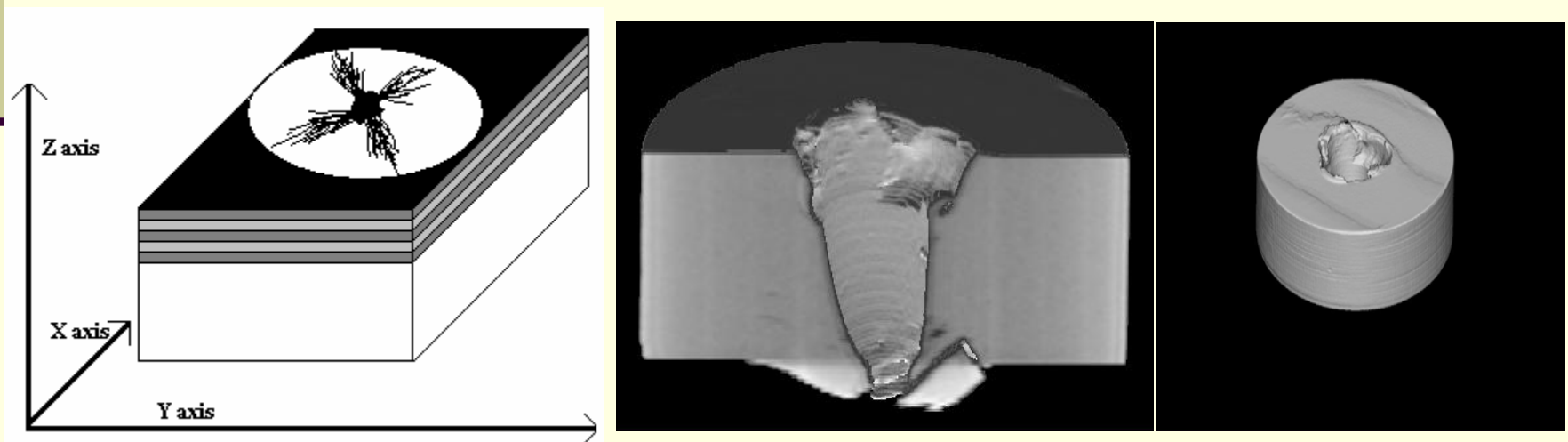
Introduction and Overview

- X Ray Computed Tomography (XCT)
 - Python script used to convert XCT images to binary format
 - Images processed based on XCT image size
 - 512x512 Image would have a 512x512 pixel matrix
 - Calculations based on Central Axis of Penetration



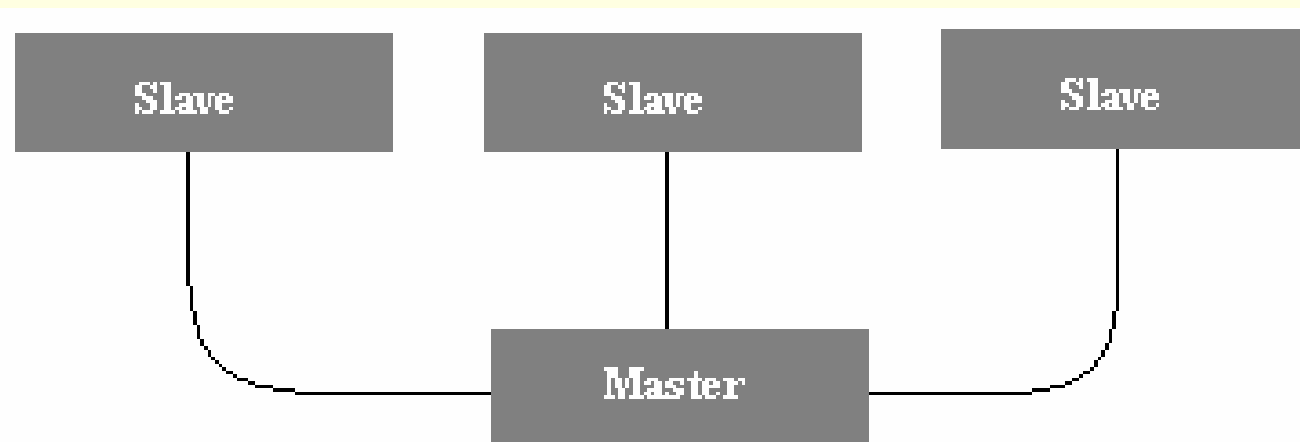
Introduction and Overview

- X Ray Computed Tomography (XCT)
 - Python script used to convert XCT images to binary format
 - Images processed based on XCT image size
 - 512x512 Image would have a 512x512 pixel matrix
 - Calculations based on Central Axis of Penetration



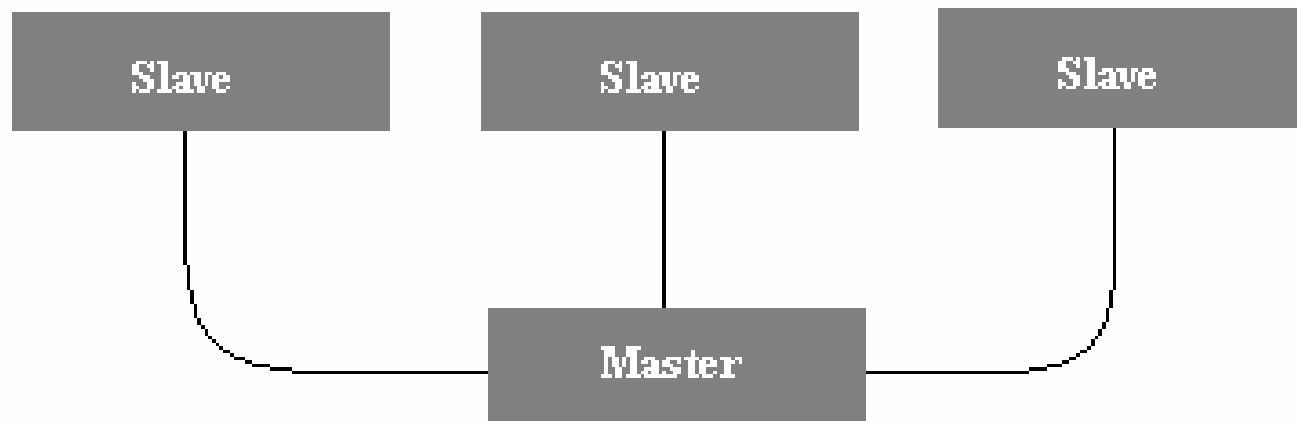
Computing Environment

- Parallel Computing Hardware
 - 8x 2Ghz Dell Precision Workstations w/1GB Ram
 - Interconnection via Gigabit Ethernet
- Parallel Computing Software
 - OSCAR (Open Source Cluster Application Resources)
<http://oscar.openclustergroup.org>
 - Communication between nodes facilitated via LAM-MPI
- Parallel Algorithm is Embarrassingly Parallel
 - Work is sent to nodes based on a simple work distribution algorithm
 - Node 1 gets 10%, Node 2 gets 10% ...
 - Upon Completion, all finished work is collected by the Master Node



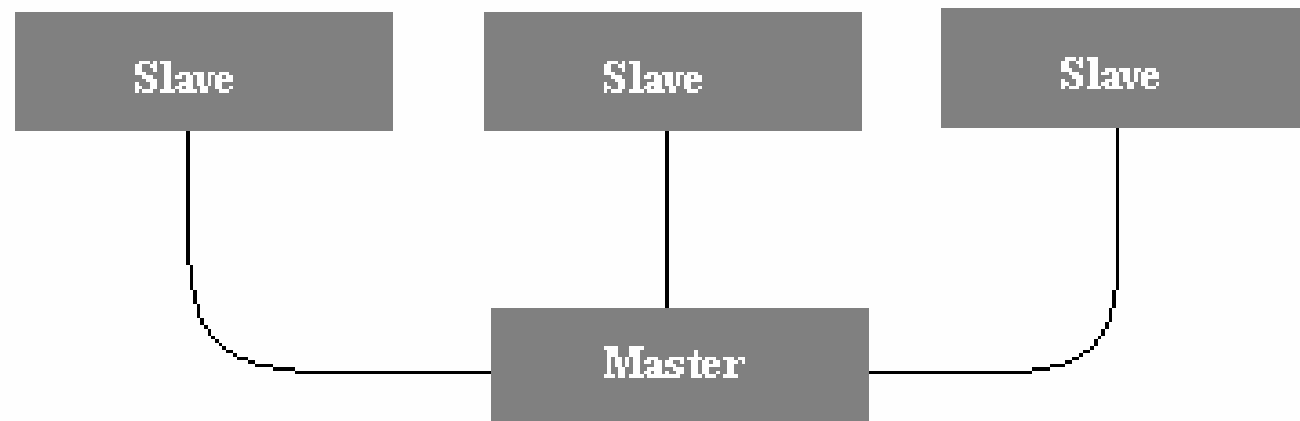
Computing Environment

- Parallel Computing Hardware
 - 8x 2Ghz Dell Precision Workstations w/1GB Ram
 - Interconnection via Gigabit Ethernet
- Parallel Computing Software
 - OSCAR (Open Source Cluster Application Resources)
<http://oscar.openclustergroup.org>
 - Communication between nodes facilitated via LAM-MPI
- Parallel Algorithm is Embarrassingly Parallel
 - Work is sent to nodes based on a simple work distribution algorithm
 - Node 1 gets 10%, Node 2 gets 10% ...
 - Upon Completion, all finished work is collected by the Master Node




Computing Environment

- Parallel Computing Hardware
 - 8x 2Ghz Dell Precision Workstations w/1GB Ram
 - Interconnection via Gigabit Ethernet
- Parallel Computing Software
 - OSCAR (Open Source Cluster Application Resources)
<http://oscar.opencluster.org>
 - Communication between nodes facilitated via LAM-MPI
- Parallel Algorithm is Embarrassingly Parallel
 - Work is sent to nodes based on a simple work distribution algorithm
 - Node 1 gets 10%, Node 2 gets 10% ...
 - Upon Completion, all finished work is collected by the Master Node



Calling Function and Notation

- Database Conventions and Notation:
 - The image data is stored in a vector, and accessed via special function
 - Given the (X, Y, Z) coordinate, the function returns it's value for analyses
 - Allows for multiple data extraction methodologies with out drastic code changes
 - Analyses Results Access:
 - $F(X, Y, Z)$
 - X : Method of decomposition
 - Y : Subsection size (User defined)
 - Z : Current subsection being analyzed
 - Decomposition Method:
 - 1) Square sub matrices
 - 2) Radian wedge slices
 - 3) Annular ring segments



Calling Function and Notation

- Database Conventions and Notation:
 - The image data is stored in a vector, and accessed via special function
 - Given the (X, Y, Z) coordinate, the function returns it's value for analyses
 - Allows for multiple data extraction methodologies with out drastic code changes
 - Analyses Results Access:
 - $F(X, Y, Z)$
 - X : Method of decomposition
 - Y : Subsection size (User defined)
 - Z : Current subsection being analyzed
 - Decomposition Method:
 - 1) Square sub matrices
 - 2) Radian wedge slices
 - 3) Annular ring segments



Calling Function and Notation

- Database Conventions and Notation:
 - The image data is stored in a vector, and accessed via special function
 - Given the (X, Y, Z) coordinate, the function returns it's value for analyses
 - Allows for multiple data extraction methodologies with out drastic code changes
 - Analyses Results Access:
 - $F(X, Y, Z)$
 - X : Method of decomposition
 - Y : Subsection size (User defined)
 - Z : Current subsection being analyzed
 - Decomposition Method:
 - 1) Square sub matrices
 - 2) Radian wedge slices
 - 3) Annular ring segments



Square Matrix Decomposition

- Assume each Image is a 512 x 512 binary map
 - Divide the map into 32 x 32 pixel sub matrices
Leaving a square of 16 isolated sub matrices



Use Calling Function $F(1, 32, 7)$ to access sub divided matrices of 32 pixels square, and run average destruction analysis for image 7 if it isn't already available

Square sub matrices are the simplest decomposition, they allow rapid analysis and easy cross referencing between stored images

Square Matrix Decomposition

- Assume each Image is a 512 x 512 binary map
 - Divide the map into 32 x 32 pixel sub matrices
Leaving a square of 16 isolated sub matrices



Use Calling Function $F(1, 32, 7)$ to access sub divided matrices of 32 pixels square, and run average destruction analysis for image 7 if it isn't already available

Square sub matrices are the simplest decomposition, they allow rapid analysis and easy cross referencing between stored images

Square Matrix Decomposition

- Assume each Image is a 512 x 512 binary map
 - Divide the map into 32 x 32 pixel sub matrices
Leaving a square of 16 isolated sub matrices

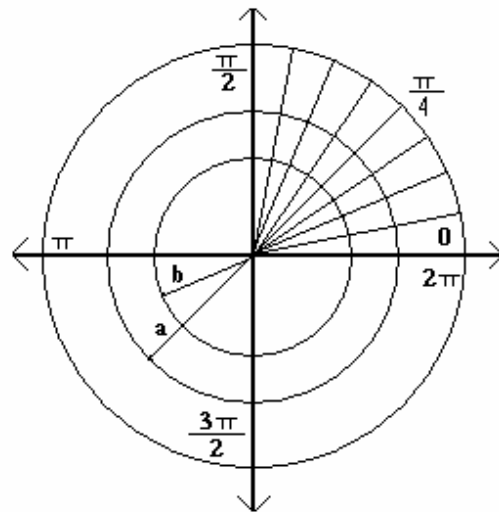


Use Calling Function $F(1, 32, 7)$ to access sub divided matrices of 32 pixels square, and run average destruction analysis for image 7 if it isn't already available

Square sub matrices are the simplest decomposition, they allow rapid analysis and easy cross referencing between stored images

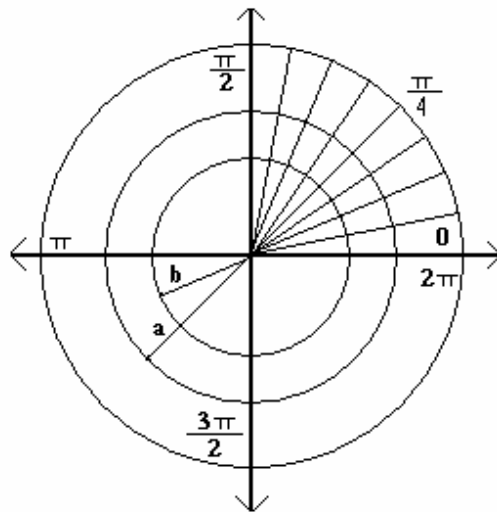
Radian Wedge Decomposition

- Image Interval :
 - Let n range over the interval $[0 : 2\pi]$ in $[\pi / 2^n]$ increments ($\pi / 8, \pi / 16, \pi / 32 \dots$)
 - Let $(a > b)$: Area in the annulus is defined as: $\pi(a^2 - b^2)$
 - User defined and adjustable depending on detail
 - Run MPI image analysis to determine destruction
 - Comparisons can be based on corresponding wedge segments from different images
 - Sections are accessed via the calling function:
 $F(2, [\pi / 2^n], z)$ where z is the location of the marker



Radian Wedge Decomposition

- Image Interval :
 - Let n range over the interval $[0 : 2\pi]$ in $[\pi / 2^n]$ increments ($\pi / 8, \pi / 16, \pi / 32 \dots$)
 - Let $(a > b)$: Area in the annulus is defined as: $\pi(a^2 - b^2)$
 - User defined and adjustable depending on detail
 - Run MPI image analysis to determine destruction
 - Comparisons can be based on corresponding wedge segments from different images
 - Sections are accessed via the calling function:
 $F(2, [\pi / 2^n], z)$ where z is the location of the marker



Library and Processes

- Library coded using C++, Python, and MySQL
 - Calling function $F(x, y, z)$ used to compare individual sub sections
 - Results that are not available are automatically computed and added to the database
 - Stored data can be called and its average compared with our current data

Variations and PhotoShop Filters

- PhotoShop Sharpening/Blurring Filters
 - Blurring filters decrease number of pixels
 - Borderline edges are smoothed creating a binary image with less detail – i.e. less pixels
 - Fewer pixels streamline processing
- Cross referencing can be done between different data extraction methods to verify accuracy between techniques.
- Currently under development: Graphical User Interface (GUI) for a user friendly version.

Variations and PhotoShop Filters

- PhotoShop Sharpening/Blurring Filters
 - Blurring filters decrease number of pixels
 - Borderline edges are smoothed creating a binary image with less detail – i.e. less pixels
 - Fewer pixels streamline processing
- Cross referencing can be done between different data extraction methods to verify accuracy between techniques.
- Currently under development: Graphical User Interface (GUI) for a user friendly version.

Variations and PhotoShop Filters

- PhotoShop Sharpening/Blurring Filters
 - Blurring filters decrease number of pixels
 - Borderline edges are smoothed creating a binary image with less detail – i.e. less pixels
 - Fewer pixels streamline processing
- Cross referencing can be done between different data extraction methods to verify accuracy between techniques.
- Currently under development: Graphical User Interface (GUI) for a user friendly version.

Conclusions and Summary

- Images are analyzed in the following manner:
 - Decomposed from $n \times m$ into sub squares, radian wedges, or annular rings
 - MPI parallelization computes average destruction percentages
 - Image Analyses stored and accessed via $F(x, y, z)$
 - Cross referencing is done from images already stored in the library
 - Finally, images can be altered in Photoshop to net different results

Conclusions and Summary

- Images are analyzed in the following manner:
 - Decomposed from $n \times m$ into sub squares, radian wedges, or annular rings
 - MPI parallelization computes average destruction percentages
 - Image Analyses stored and accessed via $F(x, y, z)$
 - Cross referencing is done from images already stored in the library
 - Finally, images can be altered in Photoshop to net different results

Personal Info

- Author:

- Michael Lowery
 - University of California – Santa Cruz
 - Computational Mathematics

 - Phone:
 - (408) 712 - 7356

 - Email:
 - mplowery@gmail.com

 - Mailing Address:
 - 2081 Bohannon Dr.
 - Santa Clara, Ca 95050

- Co Author:

- Jeffrey Wheeler
 - University of Kentucky – Lexington KY

- Email:
 - birdjeff@scipp.ucsc.edu