

LOGISTICS SUSTAINMENT RESET:

Are We Meeting the Challenge

Panelists

Mr. Alan Estevez

Principal Assistant Deputy Under
Secretary of Defense
(Logistics & Materiel Readiness), OSD

RADM Alan Thompson

USN, Commander, NAVSUPSYSCOM

Mr. Michael Madden, Executive

Deputy, MARCORLOGCOM



Logistics Sustainment Reset: Are We Meeting the Challenge



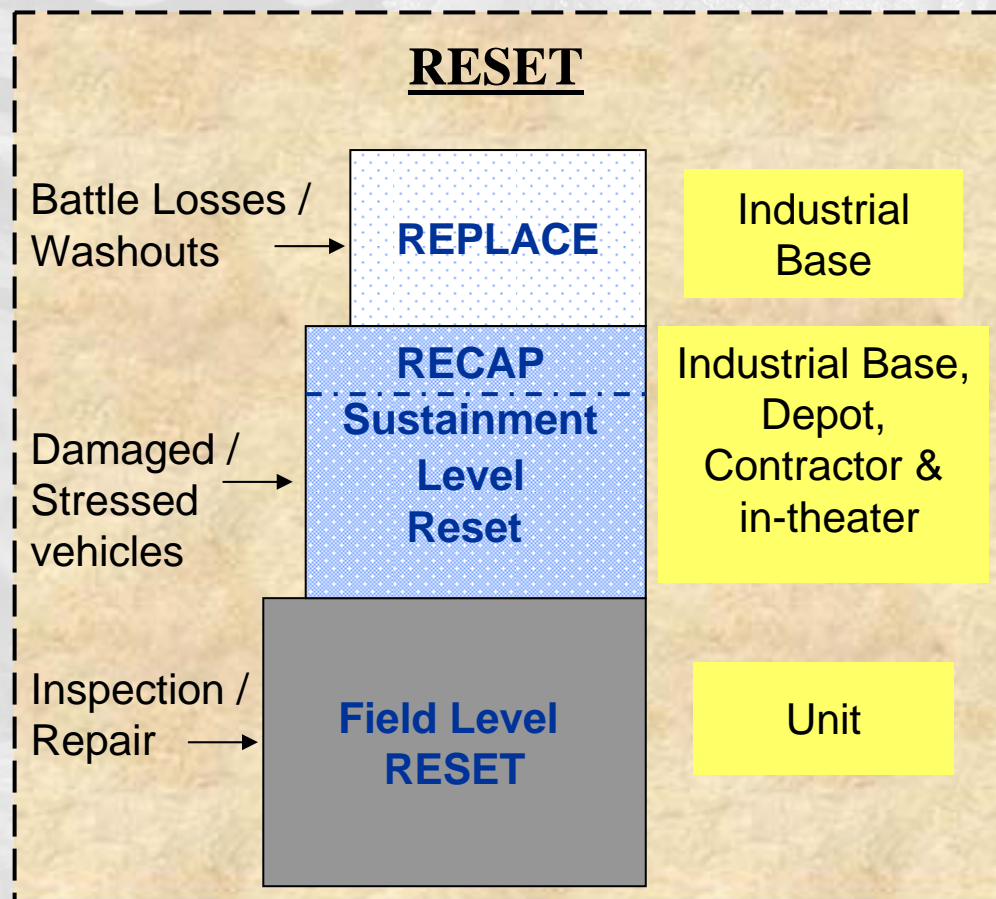
LTG Mortensen

Need to be faster, more agile, less bureaucratic-Need to fight this everyday!



Sustaining Equipment Requirement

RESET A generic term that represents a series of actions to restore units to a desired level of combat capability commensurate with mission requirements and availability of resources.



- **Replace** – battle losses and washouts from the repair process (procure new).
- **Recapitalize** – to zero miles/zero hours to account for damage/stress.
- **Reset Repair (Sustainment Level)** – work performed to correct equipment faults that are *above the ORG/DS level*; performed by DOL, contractors, and Army’s industrial base.
- **Reset Work (Field Level)** – work performed to correct equipment faults that are performed *at ORG/DS level*; performed by unit level by soldiers, augmented by contractor as required.

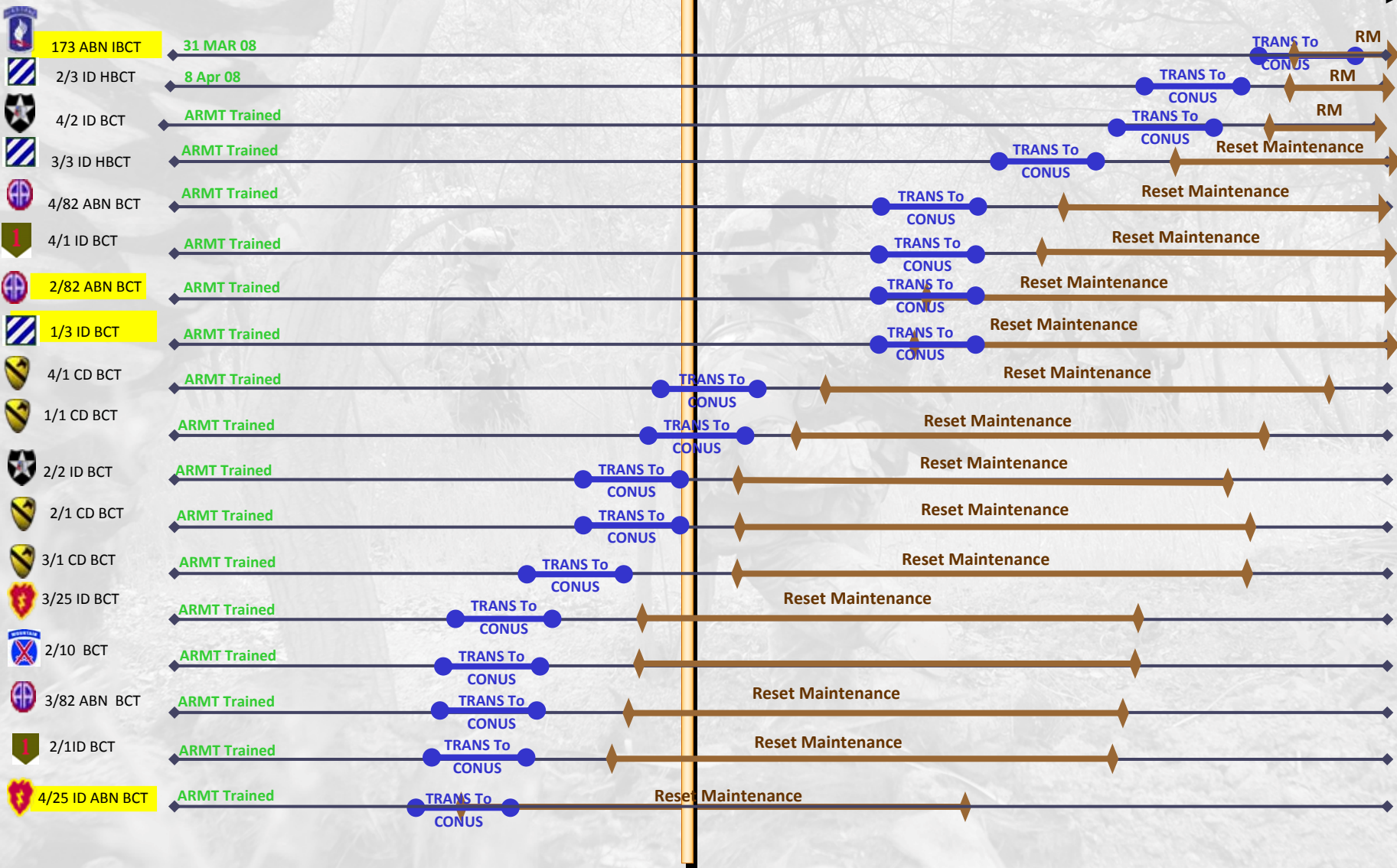
- **Automatic Reset List** – Automatically Inducted into Sustainment level Reset.
- **Reorganize** – Reset units to a modular design in support of Army Campaign Plan.



Reset (Timeline by Unit) FY08

FY08

TODAY



Rock Drill Reset Test Units





Setting the Force

ARMY PLAN

The Army will undertake a disciplined, orderly reconstitution to restore combat power.

**2,000+ Tracked*
FY08**

2,891 Tracks
30,858 Wheels*
(* Includes Reset &
Recap)

**12,000+ Wheeled
FY08**

**3,200+ Generators
FY08**

16,557 Generators
19,206 Commo/Electric
75,584 COMSEC

**FY08 Projections
(2/15/08)**

25,000+ Small Arms FY08

172,267 Small Arms

410+ Aircraft FY08

2,912* Aircraft Scheduled
2,211* Completed










**11,000+ Missiles
FY08**

10,765 Missile Systems
33,199 Missile Rounds Reset
13.3K Short Tons Ammunition Processed for
Reissue in SWA



Supplemental Depot Maintenance

FISCAL YEAR COMPARISON (QUANTITIES)

	<i>FY01-FY03 Avg – Base Prog Only</i>	<i>FY04</i>	<i>FY05</i>	<i>FY06</i>	<i>FY07</i>	<i>* FY08 Projections</i>	<i>Comparison FY01-03 and 08</i>
  SHOOT/MOVE Small Arms, Bradleys, Abrams, Artillery, Tactical Wheeled Vehicles	6,556	15,160	19,252	33,037	56,422	>36,000	838%
 M1 (Recap/Reset)	186	181	235	262	512	376	269%
 M2 (Reset)	140	197	151	391	364	1126	250%
 HMMWV (Recap/Reset)	0	176	5,008	7,236	7,815	>7,000	N/A
  COMMUNICATE	15,186	24,442	28,500	30,517	59,072	>49,000	342%
 STIR – Non Depot (SPECIAL TECH INSPECT & REPAIR) – below depot	N/A	453	441	588	489	>500 (Programmed)	N/A
 Other Generators, MHE, Chem-Bio, Surveillance	7,007	10,355	13,150	19,325	35,465	>16,000	428%

*FY01-FY03 Data –
Base Program Only*

** FY08 Data will be finalized
with FY08 DA FRAGO*



Small Arms Readiness Evaluation Team w/Repair (SARET-R)

FY 07	Missions Completed	30
	Weapons Inspected / Repaired	75,509 / 58,021 (77%)
	Weapons Requiring Depot Repair.....	2,128 (3%)
FY 08	Missions Planned / Completed	28 / 10
	Weapons Scheduled / Completed	111,511 / 24,393
	Weapons Inspected / Fully Mission Capable..	24,393 / 22,001 (90%)
	Weapons Requiring Depot Repair.....	812 To Date
FY 04-07	Total Missions & Weapons	98 / 269,179

Recent Missions	Date	Total Wpns	FMC	Needing Repair	R-FMC	NMCS	Depot Repair
7th SFG, Ft Bragg, NC	5-16 Nov 07	3,225	1,718	1,507	411	1,064	32
3/2 SBCT, Ft Lewis, WA	26 Nov-19 Dec 07	5,919	484	5,435	4,731	364	340
37th IBCT, Ohio National Guard, OH	3-13 Dec 07	3,008	2,126	882	800	25	57
15th SB, Ft Hood, TX	10-14 Dec 07	987	75	912	906	0	6
Current/Future Missions							
3/1 CAV SARET-RA	7-11 Jan 08	745					
3 BCT/82nd AB, 16th MP, Ft Bragg, NC	7-25 Jan 08	7,617					
2/3 SFG, Ft Bragg, NC	9-10 Jan 08	250					
1 SFG, Ft Lewis, WA	14-18 Jan 08	1,400					

Committed to Excellence — Supporting America's Warfighters



Communications Electronics Evaluation Repair Team (CEER-T)

FY 08 Missions Completed 1
 10 MTN (Ft. Drum) NVGs; MNVDs Inspected / Repaired 1764/1664

Planned Missions	Date	NVD Densities	SINGARS Densities	Inducted	TI'd	Completed	Awaiting Parts	NRTS
2/10 MTN - Ft Drum	Dec 07	1,764	1250	1764/1250	1764/1250	1664/981	0/76	100/0
3/82ABN - Ft Bragg	Jan 08	3,140	2,698	3140/2698	3140/2698	2599/2146	88/184	306/0
3/25 ID - Schofield Barracks	Feb/Mar 08	Not Required	1,896	1896	1896	1882	14	0
86 SIG BN - Ft Huachuca	Feb 08	154	99					
3/1 CAV - Ft Hood	Feb 08	3,278	Not Required	3,278	1429	1159	41	169
15th SUS BDE - Ft. Hood	Feb 08	413	Not Required	413	355	317	0	38
4/25 ID - Ft Richardson	Feb 08	Not Required	1,520	1520	1520	772	10	0
2/1 ID - Germany	Feb 08	4166	2687	1109/1272	918/1072	356/716	574/356	0/26



Chemical Biological Equipment Repair Team (CBERT)

FY08

Missions Completed	03		M48 Masks Inspected & Repaired	85/85 (100%)
M40/M40A1Masks Inspected & Repaired	5,908/5,908 (100%)		ACADAs Inspected / Completed	249/238 (96%) *
M42-Series Masks Inspected & Repaired	100/100 (100%)		ICAMs Inspected / Completed	132/127(96%) *
M45 Masks Inspected & Repaired	128/128 (100%)		M17 Decon Inspected / Completed	6/5 (83%) *

Recent Missions	Date	Total Masks		Total ACADAs		Total ICAMs		Total M17's	
		#	FMC	#	FMC	#	FMC	#	FMC
10th MTN (3BCT) Ft Drum, NY	21 Oct - 03 Nov 07	3,392	3,392	124	119	63	61	0	0
82nd ABN & 18 Corps (1/17 CAV) Ft Bragg, NC	10 - 14 Dec 07	596	596	36	35	14	14	2	2
82nd ABN & 18 Corps (1-325 AIR & Sustain) Fort Bragg, NC	21 - 31 Jan 08	2,233	2233	89	84	55	52	4	3

* NRTS-ACADAs were submitted to RESET repair and return

* NRTS- ICAMs were submitted to RESET repair and return

* NRTS-M 17S were coded out and replacements issued

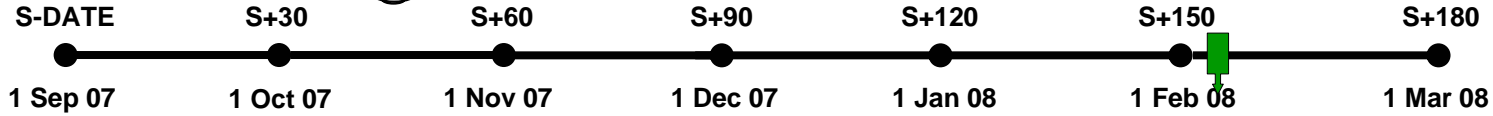


87% thru RESET timeline

3/10 IBCT




ESTIMATED MRE: 1 May 08



		Field Level Reset					Sustainment		
Equip Type	QTY to be Reset	UNIT		AMC		Schedule Field Complete %	Turn-in for Sustainment		Army Replenishment
		Req	Comp	Req	Comp		ARI Req	Actual	
WHEELS	56	0	0	52	49	94%	4	1	1
TRLRS	57	1	0	47	28	58%	9	7	Per ARPL
MHE	16	0	0	3	3	100%	13	9	6
WPNS	9236	4741	4352	4495	4491	96%	0	0	N/A
NVDs	4448	1516	1331	2932	2932	96%	0	0	N/A
COMMEL	6439	3337	3141	2542	2498	96%	560	575	490
NBC	4163	459	254	3679	3584	93%	25	2	2
GEN	79	0	0	5	5	100%	74	48	5
GSE	61	50	44	5	3	85%	6	12	3
UAS	13	12	0	1	1	8%	0	0	N/A
MSL	52	0	0	0	0	N/A	52	52	52
TOTALS	24620	10116	9122	13761	13594	95%	743	706	559

GREEN	LT GREEN	AMBER	RED
On track to meet EDD2/S+180	Behind schedule but will meet EDD2/S+180	Will not meet EDD2 OR S+180	Not completed by EDD2 +30 OR S+210



★ Focused on the
WARFIGHTER