



Using CMMI for Acquisition in Integration Organizations

Demonstrating Excellence When You
Don't Design, Develop, or Produce

November 18, 2009

Steve Kelley

Process Lead
SSSD Missile Systems
Aerospace Systems

Brian P. Gallagher

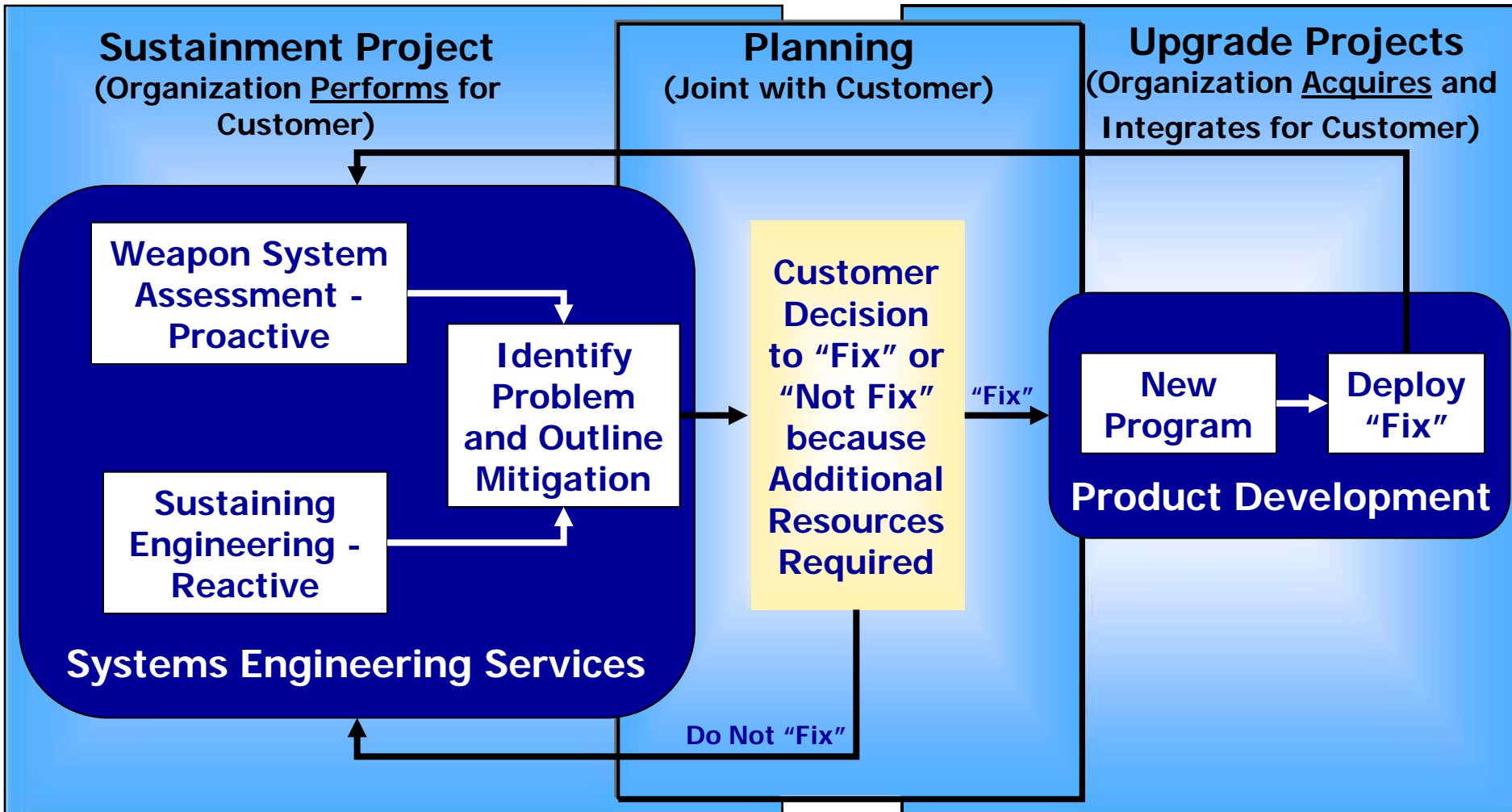
Director, Engineering
Intelligence Systems Division
Information Systems

History and Background

- Organization sustains a complex, nuclear weapon system which has been fielded and continuously operational since the early 1960s
- Mission is to continuously evaluate the weapon system
 - Assess key performance parameters against target levels
 - Predict future trends in key parameters
 - Identify risks to maintaining performance levels
 - Propose mitigation programs to refurbish and/or modernize subsystems
 - Plan/implement programs to design and deliver subsystems to sustain key performance parameters above spec limits
 - Update assessments based on progress of modernization programs
- The business model loops back upon itself!



Continuous Sustainment Model



- Organization/Programs externally appraised at Maturity Level 3 in 2003
 - CMMI-SE/SW v1.1 model
 - N/A on Product Integration (PI) and Technical Solution (PS)
- Organization/Programs externally appraised at Maturity Level 5 in 2005
 - CMMI-SE/SW v1.1 model
 - N/A on Product Integration (PI) and Technical Solution (PS)
- SE/SW Model not a good fit for the business
 - Strongest processes not included in assessment
 - Two key engineering processes not applicable
 - **Results were not published by SEI**

* Although High Maturity (ML 4 and 5) Process Areas were satisfied for appraisals, we could not officially claim to have achieved the Maturity Level

Maturity Level





- Is there a CMMI model that fits the business and showcases its strongest processes?
 - Need CMMI for customer satisfaction and future business
- Piloted Services Model
 - Process Areas did not model strengths
 - Geared for help-desk type of services
 - Many process areas were not applicable to our business
 - SCAMPI Method does not permit "N/A" Process Areas when using the staged representation
- Piloted Development Model
 - Evidence for Requirements Development, Tech Solution, Product Integration, Verification, and Validation was weak when applied to products produced by the organization
 - Internally produced products not a significant element of the business
 - Evidence in Engineering PAs unlikely to successfully pass a DEV appraisal



CMMI Acquisition Model Pilots

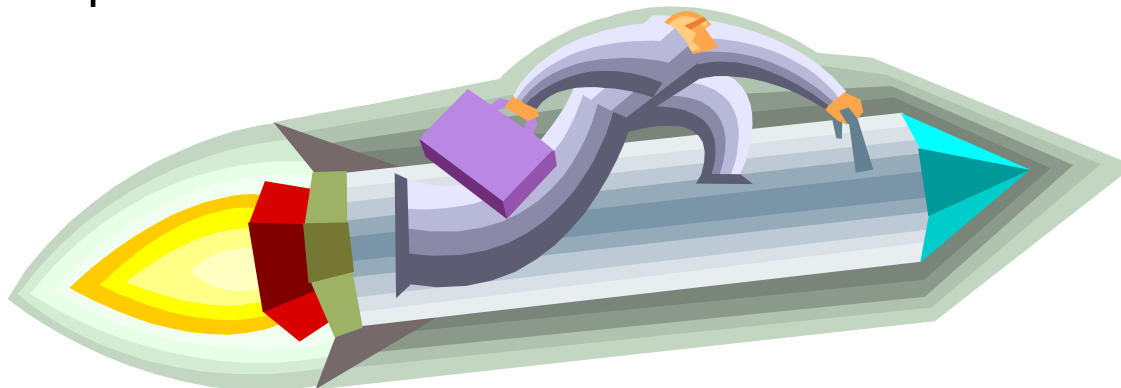
- CMMI-ACQ v1.2 SCAMPI-B in October 2008
 - New model not well understood by organization
 - Only ACQ unique process areas evaluated
 - Assessment conducted by government personnel
 - Only 2 weeks allowed to prepare evidence
 - Process areas applied retroactively to projects
 - Results generally positive
- CMMI-ACQ v1.2 SCAMPI-C in May 2009
 - Improved understanding of model
 - All process areas evaluated
 - 2 months to prepare evidence
 - More work to do, but...
 - Results very positive!



Comparing Unique Elements in ACQ and DEV Models

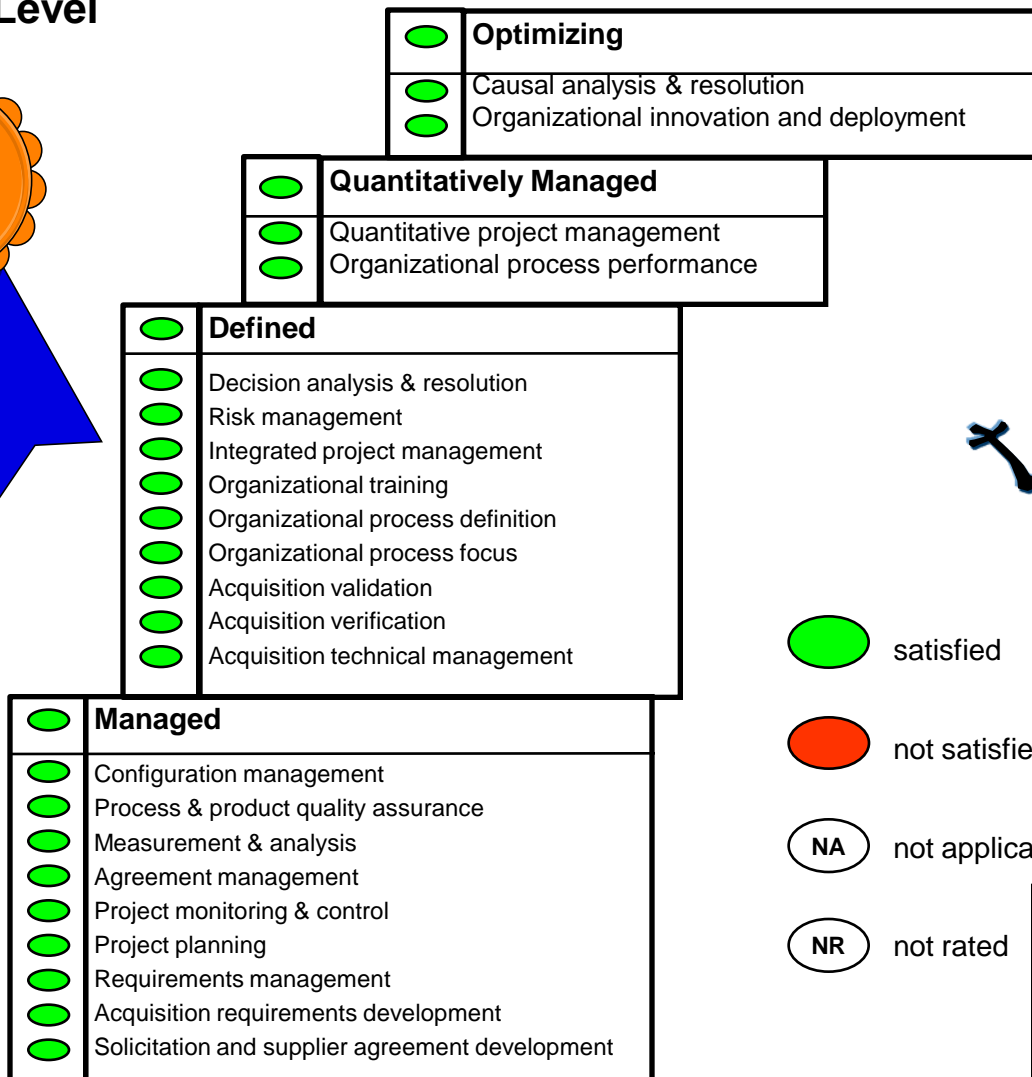
CMMI-Acquisition (v1.2) vs CMMI-Development (v1.2) Process Area Relationship		
Unique to Acquisition Model (CMMI-ACQ v1.2)	Process Area	Unique to Development Model (CMMI-DEV v1.2)
AM	Agreement Management	With SSAD, generally equivalent to SAM (See SAM SG1)
ARD	Acquisition Requirements Development	Comparable to RD with procurement focus rather than internal design focus
ATM	Acquisition Technical Management	No equivalent: incorporates parts of IPM, RD, RM, TS, VAL, and VER
AVAL	Acquisition Validation	VAL (plus elements of VER) and SAM SP2.3
AVER (verification of internal work products)	Acquisition Verification	No equivalent
No Equivalent	Product Integration	PI
PMC (one additional SP not in Dev PMC)	Project Monitoring and Control	PMC
PP (two additional SPs not in Dev PP)	Project Planning	PP
Comparable to ARD with internal design focus rather than procurement focus	Requirements Development	RD
SSAD	Solicitation & Supplier Agreement Development	With AM, generally equivalent to SAM (See SAM SG1)
SSAD / AM comparable to SAM (plus unique SSAD requirements)	Supplier Agreement Management	SAM
No Equivalent	Technical Solution	TS
AVAL encompasses	Validation	VAL
AVAL generally encompasses	Verification	VER

- Acquisition Model practices showcase the organization's strengths
 - DEV Model SAM is a Project Management process (ancillary to engineering), while ACQ Model SSAD and AM are Acquisition processes (core business)
 - ARD deals with developing requirements performed by others
 - ATM deals with analyzing rather than developing solutions
 - AVAL deals with evaluating procured products
- Other process areas already operating well under DEV Model
- Pilot results were very encouraging
- Decision to proceed with external SCAMPI-A in October 2009



CMMI Acquisition Model Implementation Successful

Maturity Level



- satisfied
- not satisfied
- NA not applicable
- NR not rated

*First recorded
Maturity Level 5 for
ACQ Model!*

CMMI Acquisition Model – One Question

Organizational Unit Characterization By Level

Practice	L2REQM	L2PP	L2PMC	L2MA	L2PPOA	L2CM	L2AM	L2ARD	L2SSAD	L3OPF	L3OPD	L3OT	L3IPM	L3RSKM	L3DAR	L3ATM	L3AVaI	L3AVeT	L4QPM	L4OPP	L5CAR	L5OID
SP 1.1	FI	FI	FI	LI	FI	FI	FI	FI	FI	FI	FI	FI	FI	FI	FI	FI	FI	FI	FI	FI	FI	FI
SP 1.2	FI	FI	FI	FI	FI	FI	FI	FI	FI	FI	FI	FI	FI	FI	FI	FI	FI	FI	FI	FI	FI	FI
SP 1.3	FI	FI	FI	FI		FI				FI	FI	FI	FI	FI	FI	FI	FI	FI	FI	FI		FI
SP 1.4	FI	FI	FI	FI			FI				FI	FI			FI				FI	FI		FI
SP 1.5	FI	FI	FI								FI		FI		FI					FI		
SP 1.6			FI								FI		FI		FI							
SP 1.7			FI								FI		FI									
SP 1.8			FI																			
SP 2.1		FI	FI	FI	FI	FI		FI	FI	FI		FI	FI	FI		FI	FI	FI	FI		FI	FI
SP 2.2		FI	FI	FI	FI	FI		FI	FI	FI		FI	FI	FI		FI	FI	FI	FI		FI	FI
SP 2.3		FI	FI	FI				FI				FI	FI					FI	LI		FI	FI
SP 2.4		FI		FI								FI	FI						FI			
SP 2.5		FI																				
SP 2.6		FI																				
SP 2.7		FI																				
SP 2.8		FI																				
SP 3.1		FI			FI		FI	FI	FI				FI					FI				
SP 3.2		FI			FI		FI	FI	FI				FI									
SP 3.3		FI			FI		FI		FI													
SP 3.4							FI		FI													
GP 2.1	FI	FI	FI	FI	FI	FI	FI	FI	FI	FI	FI	FI	FI	FI	FI	FI	FI	FI	FI	FI	FI	FI
GP 2.2	FI	FI	FI	LI	FI	FI	FI	FI	FI	FI	FI	FI	FI	FI	FI	FI	FI	FI	FI	FI	FI	FI
GP 2.3	FI	FI	FI	FI	FI	FI	FI	FI	FI	FI	FI	FI	FI	FI	FI	FI	FI	FI	FI	FI	FI	FI
GP 2.4	FI	FI	FI	FI	FI	FI	FI	FI	FI	FI	FI	FI	FI	FI	FI	FI	FI	FI	FI	FI	FI	FI
GP 2.5	FI	FI	FI	FI	FI	FI	FI	FI	FI	FI	FI	FI	FI	FI	FI	FI	FI	FI	FI	FI	FI	FI
GP 2.6	FI	FI	FI	FI	FI	FI	FI	FI	FI	FI	FI	FI	FI	FI	FI	FI	FI	FI	FI	FI	FI	FI
GP 2.7	FI	FI	FI	FI	FI	FI	FI	FI	FI	FI	FI	FI	FI	FI	FI	FI	FI	FI	LI	FI	FI	FI
GP 2.8	FI	FI	FI	FI	FI	FI	FI	FI	FI	FI	FI	FI	FI	FI	FI	FI	FI	FI	FI	FI	FI	FI
GP 2.9	FI	FI	FI	LI	FI	FI	FI	FI	FI	FI	FI	FI	FI	FI	FI	FI	FI	FI	LI	FI	FI	FI
GP 2.10	FI	FI	FI	FI	FI	FI	FI	FI	FI	FI	FI	FI	FI	FI	FI	FI	FI	FI	FI	FI	FI	FI
GP 3.1	FI	FI	FI	FI	FI	FI	FI	FI	FI	FI	FI	FI	FI	FI	FI	FI	FI	FI	LI	FI	FI	FI
GP 3.2	FI	FI	FI	FI	FI	FI	FI	FI	FI	FI	FI	FI	FI	FI	FI	FI	FI	FI	FI	FI	FI	FI

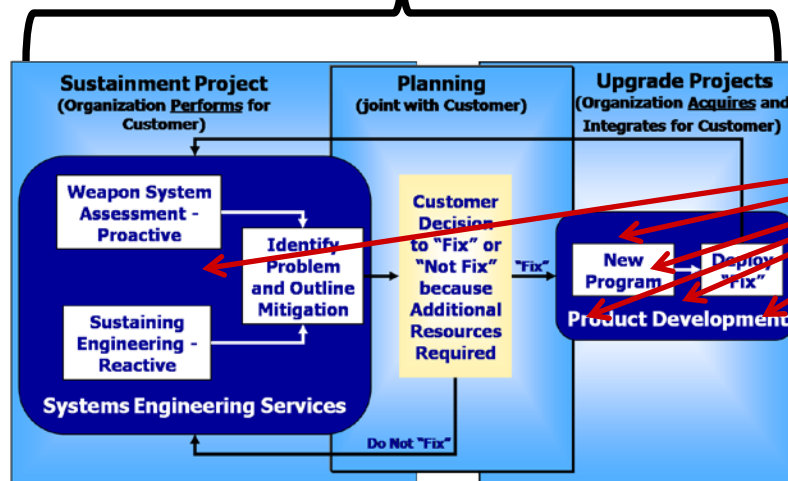


What's up with Quantitative Project Management (QPM)?

Quantitative Project Management

- QPM SG 1 – Quantitatively manage the project
- QPM SP 2.3 – Monitor the performance of selected subprocesses
- Model presumes that projects manage subprocesses independently

Processes



Projects

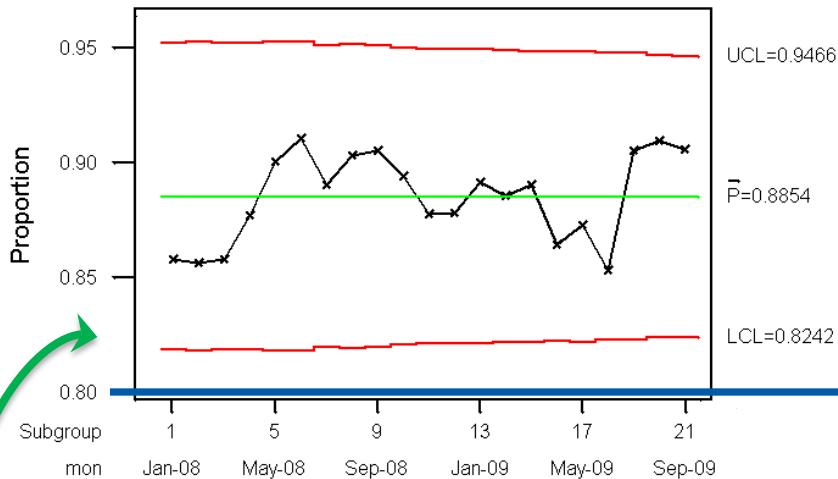
Projects in the organization use a common process set managed by PROCESS owners, not PROJECTS

Process Standardization and Consolidation An Alternate Practice?

- Some process are truly organizational or project unique
- Most processes managed jointly on behalf of several projects by a PROCESS Lead
 - All applicable projects follow standard process and contribute data
 - Analysis (control charts, trends, etc.) is at the summary level
 - Sample sizes are larger and more meaningful
 - Reaction to special cause variation is handled by process lead
 - Innovative improvements coordinated at the process level
- Any project can suggest improvements and innovations
 - Process lead analyzes and reacts
 - Process must be flexible enough to allow all projects to operate
 - Improvements good for one project generally good for all
- Difficult to produce meaningful project-specific evidence for QPM

Is the Process Capable or Not?

Process X - Pooled Data for Applicable Projects

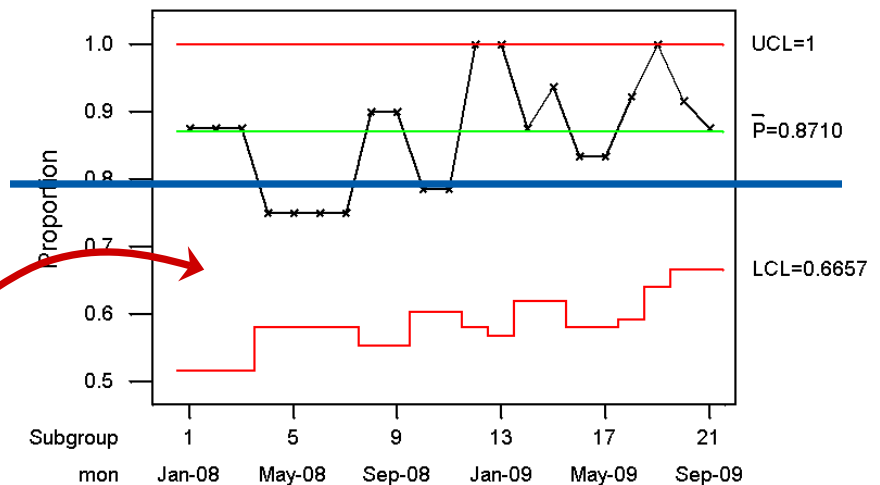


Customer requirement is proportion > 80%

Consolidated process is stable and capable

Single project process is stable but appears not capable

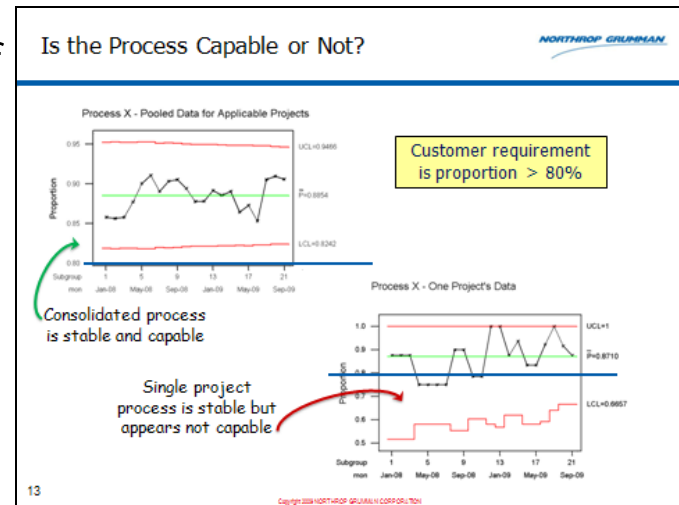
Process X - One Project's Data



Standardized Consolidated Processes

Things to Consider

- Is the capability failure “real?”
- Small sample sizes can exacerbate effects of normal variation
- Do we really want the project to behave differently?
- Measuring the wrong things (or at the wrong level) can drive undesirable behavior
- Can process lead’s investigations of issues at consolidated level identify project problems before it is too late?



10+ years of standardized, consolidated process management in the organization has consistently demonstrated success with multiple improvements implemented

- If you created a brand new company, would you want each project to develop unique processes to execute their work?
- Could standardized processes be established and continuously improved to provide a model of process behavior for all applicable projects?
- Is consolidated process management (below the org level) an alternate practice or the desired state?



Is this QPM issue unique to Acquisition Model only?

Any Questions?

NORTHROP GRUMMAN

