

DoD Logistics Human Capital Strategy (HCS)

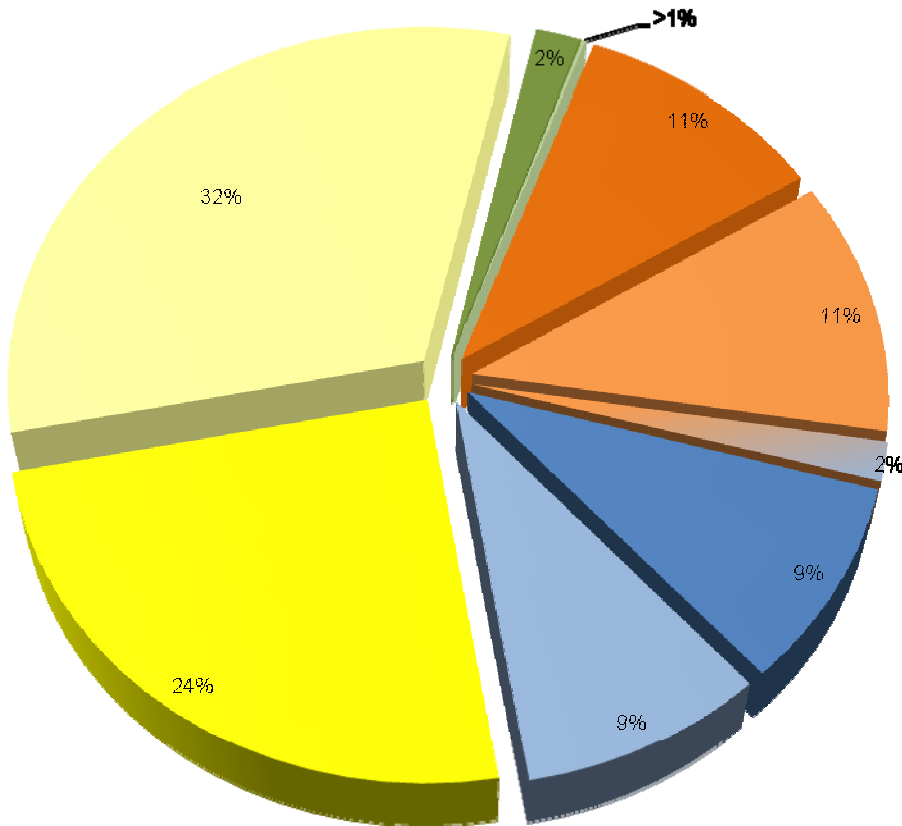


Alan Estevez
Principal Assistant Deputy Under Secretary of Defense
Logistics & Materiel Readiness



The DoD Logistics functional community comprises over 615,000 active duty military and civilian personnel*

Workforce Sizing by Category



	Civ	Mil	Total
Maintenance Support	143,295 24%	199,516 32%	342,811 56%
Supply Management	63,350 11%	72,037 11%	135,387 22%
Cross-Category (SM & D/D/T)		11,012 2%	11,012 2%
Deploy/Dist/Trans	56,194 9%	56,679 9%	112,873 18%
Life Cycle Logistics	12,426 2%	935 <1%	13,361 2%
	275,265 46%	340,179 54%	615,444 100%

Sources: Defense Civilian Personnel Data System (DCPDS)
 Defense Manpower Data Center (DMDC)
 Military Services

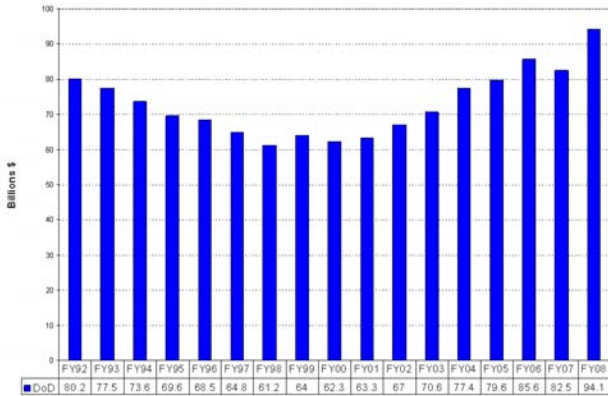
Notes: * Augmented by over 200,000 Guard/Reserve personnel

Demographics current as Sep 30, 2008



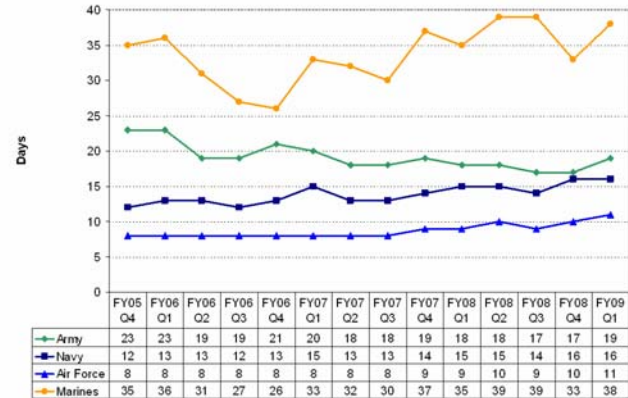
Improving Logistics performance requires the right skill sets

DoD Inventory



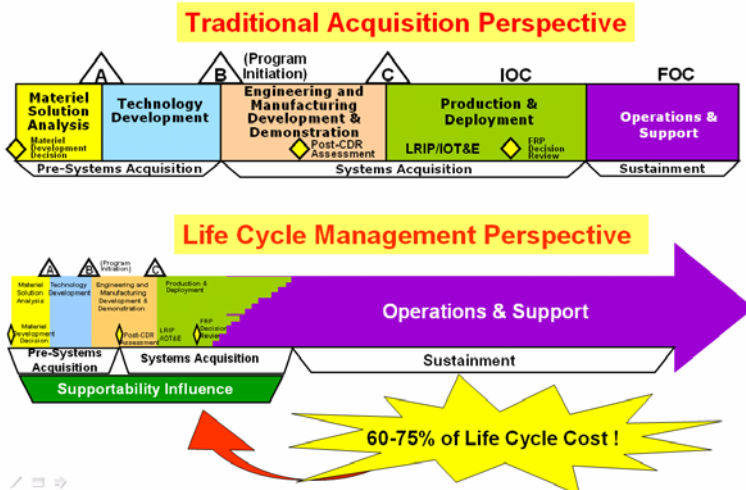
Source: Supply System Inventory Report in Then Year Dollars

Mean Customer Wait Time by Customer

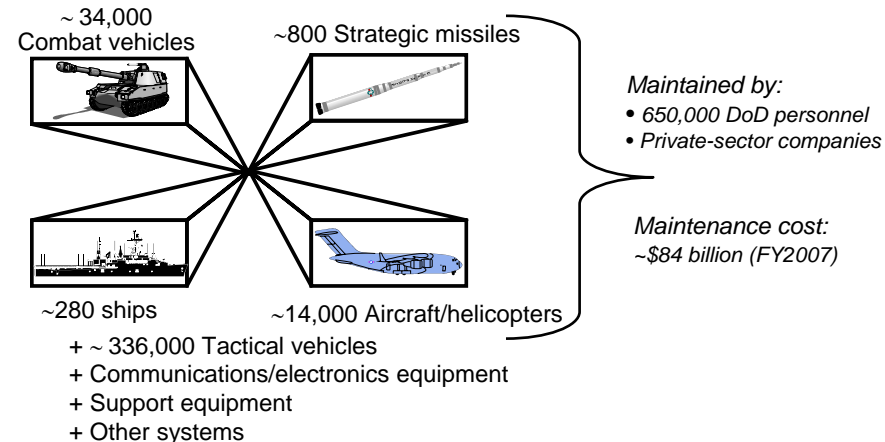


Source: DD2829 CWT (Marine Corps times are high because they exclude local issues.)

Moving From Acquisition to Life Cycle Management Framework



Systems Supported by DoD Maintenance



DoD's military equipment is valued at ~\$345 billion



The DoD Logistics Civilian Leader Development Framework



Core Competencies

Leading Change

Leading People

Results Driven

Business Acumen

Building Coalition

Enterprise-Wide Perspective