




Naval Open Architecture

Avoiding Cost Growth through Open System Architecture



22 April 2009

***Distribution Statement A: Approved for public release;
distribution unlimited.***

***Dr. A. Wayne Meeks
Executive Director, Ships/Submarine,
Integrated Warfare Systems***



New Threats...Changing Requirements— Demands A Different Approach



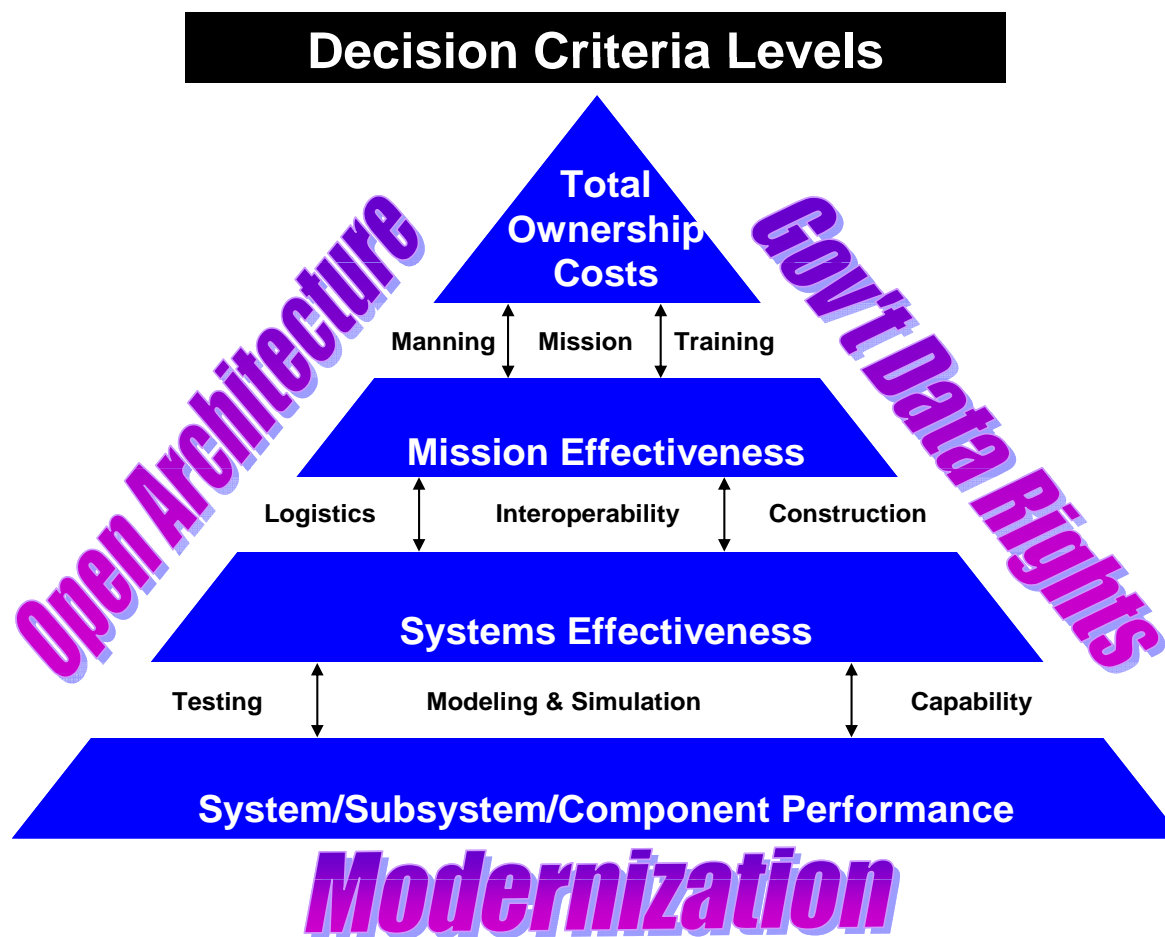
*“We must rebalance this department's programs in order to institutionalize and enhance our capabilities to fight the wars we are in today and the scenarios we are most likely to face in the years ahead, while at the same time providing a hedge against other risks and contingencies. In order to do this, **we must reform how and what we buy, meaning a fundamental overhaul of our approach to procurement, acquisition, and contracting.**”*

—Secretary Gates, “Gates Unveil Overhaul of Weapon’s Programs, Wall Street Journal, April 6, 2009



Rising Costs...Requires Focus on Total Ownership Costs

The System Engineering focus is on Total Ownership Costs



Source: Surface Warfare Enterprise Chief Technology Officer, RDML Shannon



How do we do it? We change how we build systems by adopting OA Principles

Naval Open Architecture is the confluence of business and technical practices yielding modular, interoperable systems that adhere to open standards with published interfaces. OA delivers increased warfighting capabilities in a shorter time at reduced cost.

OA CORE PRINCIPLES

Modular design and design disclosure

Reusable application software

Interoperable joint warfighting applications and secure information exchange

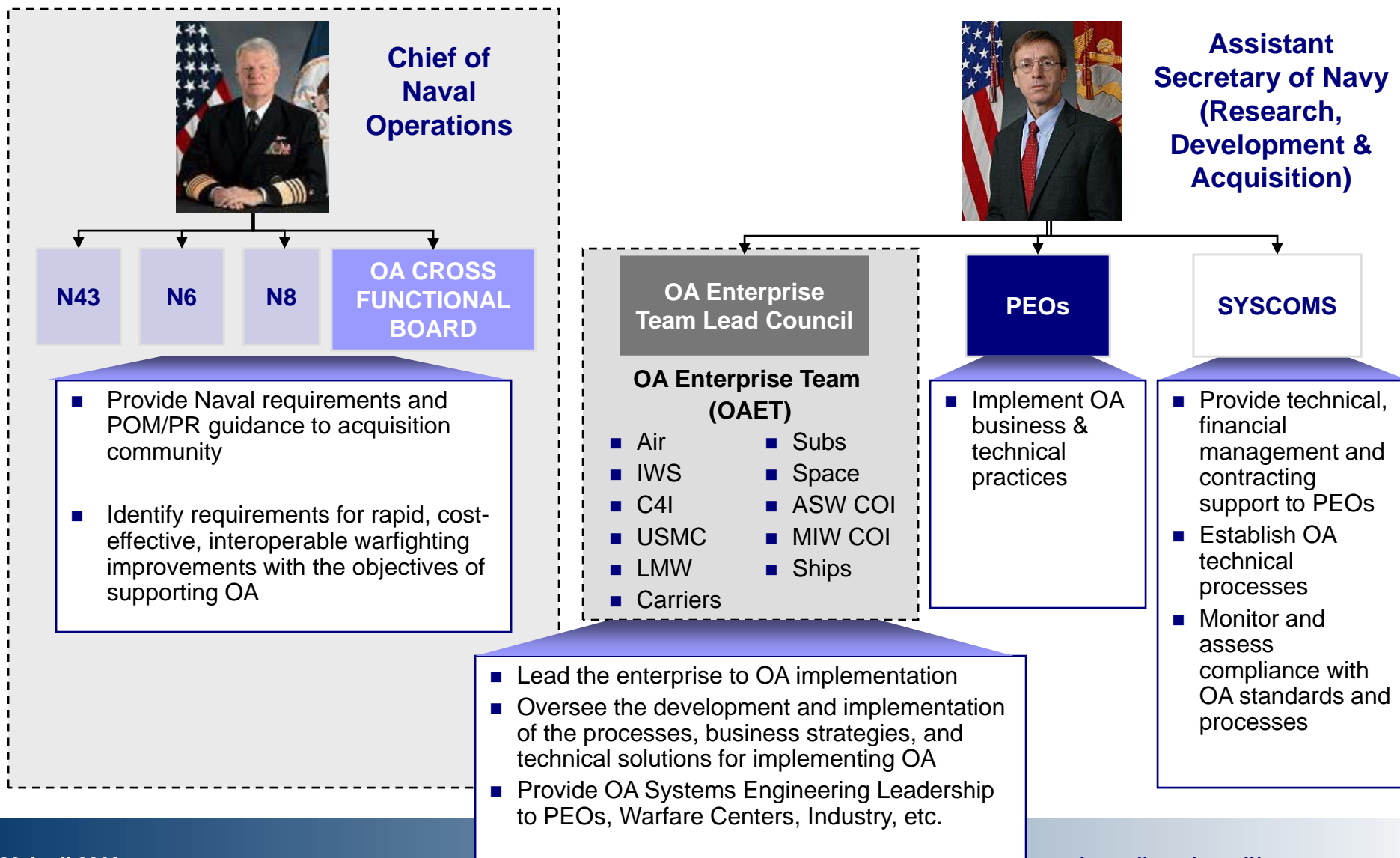
Life cycle affordability

Encouraging competition and collaboration

Source: OPNAV Itr Ser N6N7/5U916276 dtd 23 Dec 05




Everyone has a role in Open Architecture






OA policy progression since 2004

Apr 2004 USD (AT&L) issues Modular Open Systems Approach Implementation Memo




OSD OA Policy

Aug 2004 Navy issues Open Architecture policy




Naval OA Policy

Dec 2005 OPNAV issues OA Requirements




Navy OA Requirements

Oct 2006 ASN RDA issues DDG Mod Funds to Support OA




Navy OA Alignment

May 2007 ASN RDA issues Memo to CNO on OA progress



Navy OA Progress

Feb 2008 – Present OA Reports to Congress







Navy OA Reporting



OA progress and results



DOMAIN	RESULTS
	<p>E-2D</p> <ul style="list-style-type: none">■ OA approach <u>reduced computer acquisition timeline from 7 to 2.5 years.</u> Employs <u>70% software reuse</u> from the E2-C mission/display computers
	<p>Electronic Warfare Self-Protection Systems Program Office</p> <ul style="list-style-type: none">■ Provide Interface Control Documents as Government Furnished Information (GFI) in all new Request for Proposal packages. The defined interfaces enable an environment where a <u>variety of material solutions can be incorporated (plug'n protect) in Light Aircraft survivability suites</u> without modification to the existing CIs.
	<p>EA-18G</p> <ul style="list-style-type: none">■ Mission computer software is approximately <u>90% common with the F/A-18 E/F and 82% common with the EA-6B ICAP III ALQ-218</u>
	<p>F/A-18 E/F</p> <ul style="list-style-type: none">■ Since incorporating High Order Language (HOL) mission computer software has provided a significant ROI with a <u>75% reduction in man hours and a 50-90% improvement in defect closure rate</u> when compared to Legacy mission computer software development






OA progress and results



DOMAIN	OA Progress / Results
<p>C4I</p>	<p>CANES: Continued ISNS-to-CANES migration efforts, which is <u>reducing four separate shipboard networks down to one</u>. Migration efforts focused on risk reduction, CANES early adopter process, and early installations in operational strike group ships</p>
	<p>Communications at Speed & Depth S&T Program: Identified areas through an OA Assessment where <u>openly available interface standards can be more extensively used</u></p>
	<p>ADNS Program: <u>Reused 128k lines of Navy-owned code & 25k lines of U.S. Army-owned code</u> to deliver new capabilities.</p>
	<p>Multiple C4I Programs: <u>Incorporated OA Language in several contracts</u> including Future Command & Control System; ADNS; Global Positioning System Based Positioning, Navigation & Timing Services; Naval Integrated Tactical Environmental Subsystem Next Generation (NITESNext); Distributed Information Operations (DIOS); Distributed Common Ground System ((DCGS) Info Backbone (DIB); Digital Modular Radio (DMR); Submarine High Data Rate Program; and Net Enabled Command Capability (NECC)</p>
	<p>Contracts: Developing logical decision tree to <u>determine requirements for inserting OA language into solicitations and standard CDRLs</u>.</p>

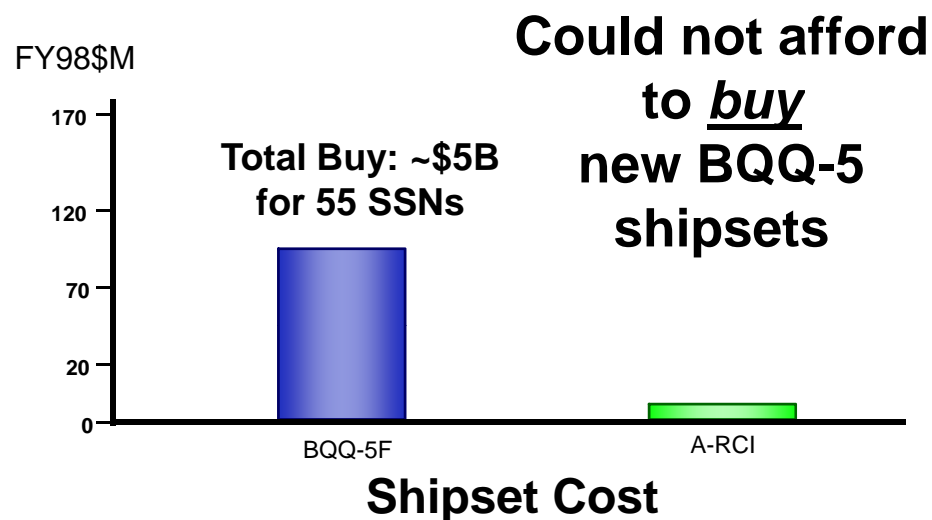
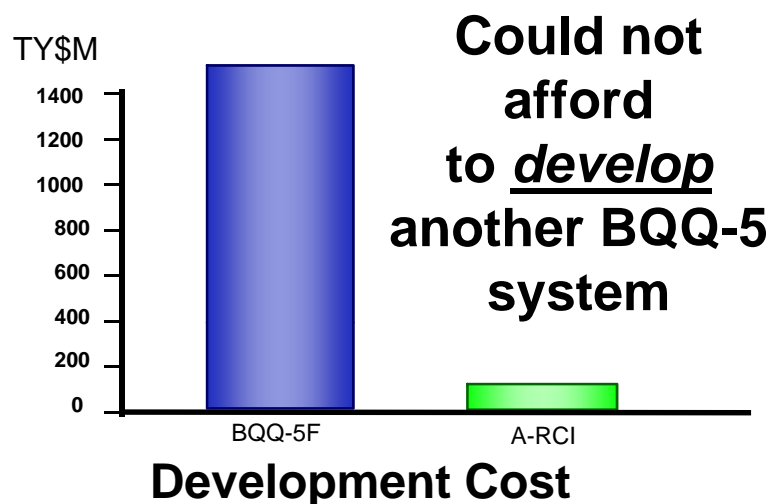


OA progress and results

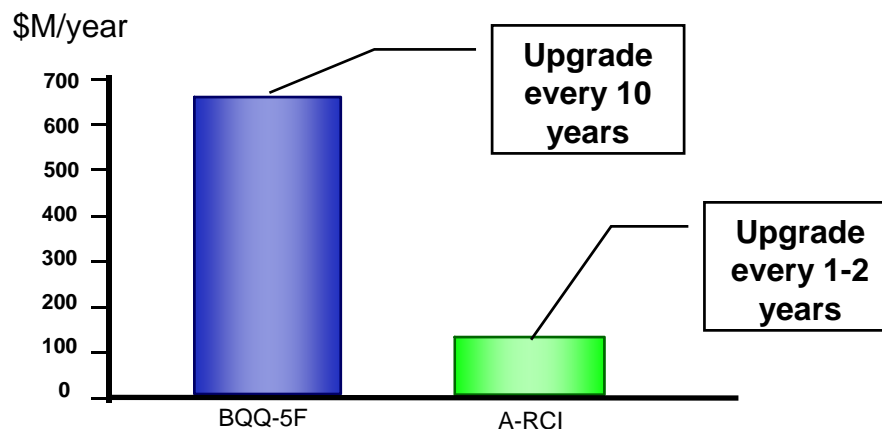
DOMAIN	OA Progress / Results
	<p>Submarine Sensor Systems Program Office (PMS – 435)</p> <ul style="list-style-type: none"> □ Joined PMS 401 and PMS 425 in adoption of the submarine ARCI model to <u>open up the system both technically and programmatically</u>
	<ul style="list-style-type: none"> ■ Changing contracts <ul style="list-style-type: none"> □ Adapting a common business strategy by participating in a <u>joint contracting approach across two program offices</u> (PMS 401 and PMS 425).
	<ul style="list-style-type: none"> ■ Increasing Lifecycle Affordability <ul style="list-style-type: none"> □ Implemented capability insertion processes which in turn is limiting cost growth. Developed the acoustic rapid costs insertion process (ARCI) and the advanced processing build process (APB). A key element of this process is the <u>competitive software development guided by an open and collaborative peer review</u> that includes industry, academia, warfare centers, and government labs.



PEO Subs has demonstrated significant results by adopting OA —COTS/OA vs. Legacy Cost Efficiencies






Ten Year Comparison Development, Installation & Support Cost








OA progress and results

DOMAIN	OA Progress / Results
	<p>Aegis Modernization</p> <ul style="list-style-type: none">■ USS BUNKER HILL (CG 52) – <u>separated hardware and software and introduced a Commercial Off-The-Shelf (COTS) based hardware</u> infrastructure in Advanced Capability Build 08 / Technology Insertion 08
	<p>Common Display Systems (CDS)</p> <ul style="list-style-type: none">■ Held a <u>full and open competition for CDS in support of the DDG 1000 and Aegis Modernization</u>. The CDS is a family of displays that will be implemented across platform systems on Navy surface ships, submarines, and aircraft.
	<p>Ship Self Defense System Mk2</p> <ul style="list-style-type: none">■ Use a <u>distributed, open system design and employ COTS electronics</u> in rugged cabinets; POSIX Compliant Operating Systems; distributed processing using COTS devices and commercial standards; and modularized software. Introduction to the fleet of SSDS Mk 2 began with USS NIMITZ (CVN 68) in FY 2008. The software for all ship classes employing SSDS comes from a <u>single source library that allows reuse</u> across all SSDS ships.



OA progress and results






Program	OA Progress / Results
	<p>LCS Mission Module Program Office</p> <ul style="list-style-type: none"> ■ Reused several subsystems across the Navy to build the 3 Mission Modules ■ Assessed openness of the Mission Package Computing Environment, Multi-Vehicle Communication System, and Mission Modules (Surface Warfare, Anti-Submarine Warfare, Mine Counter Measures MM) ■ Provided components to Aegis and DDG from MPCE for reuse ■ Identified key interfaces to enable “plug and play” at lower level ■ Developed Technology Transition Development Plan
	<p>Space Mobile User Objective System Program</p> <ul style="list-style-type: none"> ■ Deposited MUOS Common Air Interface (CAI) Waveform in the JTRS Information Repository and provided assets to Nine (9) developers for possible integration into their terminal product lines ■ CAI Waveform and Satellite Bus are Based on Commercial Standards resulting in over 85% Reused or Modified Software
	<p>Marine Corps</p> <ul style="list-style-type: none"> ■ Incorporated components from eight other programs developed by two other domains into Marine Air Ground Task Force Command and Control (MAGTF C2)





OA progress and results



Program	OA Progress / Results
	<p>LCS Mission Module Program Office</p> <ul style="list-style-type: none"> ■ Reused several subsystems across the Navy to build the 3 Mission Modules ■ Assessed openness of the Mission Package Computing Environment, Multi-Vehicle Communication System, and Mission Modules (Surface Warfare, Anti-Submarine Warfare, Mine Counter Measures MM) ■ Provided components to Aegis and DDG from MPCE for reuse ■ Identified key interfaces to enable “plug and play” at lower level ■ Developed Technology Transition Development Plan
	<p>Space Mobile User Objective System Program</p> <ul style="list-style-type: none"> ■ Deposited MUOS Common Air Interface (CAI) Waveform in the JTRS Information Repository and provided assets to Nine (9) developers for possible integration into their terminal product lines ■ CAI Waveform and Satellite Bus are Based on Commercial Standards Resulting in Over 85% Reused or Modified Software
	<p>Marine Corps</p> <ul style="list-style-type: none"> ■ Incorporated components from eight other programs developed by two other domains into Marine Air Ground Task Force Command and Control (MAGTF C2)





“We have to be prepared for the wars we are most likely to fight -- not just the wars we're best suited to fight, or threats we conjure up from potential adversaries with unlimited time and resources.”

—Secretary Gates, 15 Apr 09

