



Institute for Defense Analyses
4850 Mark Center Drive • Alexandria, Virginia 22311-1882

The Evolving Operational Environment as a Unifying Foundation for Systems Engineering and Acquisition Decision Making

**Systemic Approaches to Enhancing SE, DT&E and OT&E in
Defense Acquisition**

Vince Roske
703 575 6632
vroske@ida.org

October 27, 2010


- Keynote: Lt Gen Scofield , USAF (Ret):
 - Enhancing the Acquisition process:
 - **Adequate understanding of the needed capability**
 - **Foundations for implementation**
 - Clarity in production and sustainment
 - **Enterprise Development Planning**
- Plenary Session 1: Mr. Thompson, DDR&E
 - Two themes:
 - Shorter Timelines
 - **Cognizance of program progress**

•Adequate understanding of the needed capability
•Foundations for implementation
•Enterprise Development Planning
•Cognizance of Program Progress

Systemic* Categories

[*www.ndma.com/resources/ndm1891.htm](http://www.ndma.com/resources/ndm1891.htm)

This Presentation
Objectives
and
Conditions
for Design
and Test

Structures: (Organization, Processes & Products)	Culture: (Behavioral Patterns , Habits & Conventions)	Internal Economics:	Methods & Tools:	Metrics & Rewards: (System & Capability Oriented)
Defining Objectives and Conditions For SE & T&E	Concepts, Principles & Perspectives for Objectives and Conditions For SE & T&E	Facilities (Demand & Supply)	Derivation of Objectives & Conditions	Capability (Fielded, OT&E, DT&E & SE Phases)
Design, Test & Evaluation	Education & Training (Design , Test and Evaluation)	Personnel (Demand & Supply)		System Performance & Suitability (Fielded, OT&E, DT&E & SE Phases)
Configuration Management (Test Item)		Services Reimbursement		Design and T&E Processes & Products
Quality Control (Test Item & Test Processes)				
Data (Collection, Reduction & Use)				



Example 1: Anti-ship Cruise Missile (CM) Inadequate SE Conditions

Objective: CM Survives target ship's close-in defensive engagement

Solution: A “Terminal Maneuver” to defeat ship defense system tracking algorithm

Approach to Design & Testing: M&S to support system design changes and to plan test event for terminal “pitch/ roll” maneuver using:

- Detailed, validated model of target ships to determine target RCS aim point
- Validated CM aerodynamics and target tracking/ flight control algorithms (CM designed for long range cruise)

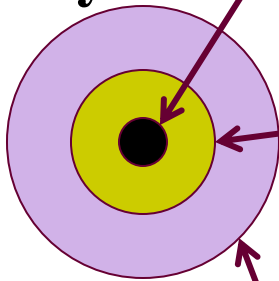
Symptom: CM departed controlled flight in the end-game, missed target, crashed

Cause: Inadequate derivation of Conditions: CM target seeker was polarized. *did not consider the*

- Used a two stage design process (culturally motivated)
 - Determine the aim point on the ship, what does the seeker see. Then to the aero-folks for
 - Make the CM maneuver hit the aim point
- **Failed to consider BOTH the “System Design” and Operational kinematics” implications together**
 - *A shift in RCS aim point due to **rolling** polarized seeker's perception of the target.*
 - *while CM's attempted to maneuver and guide on the shifting RCS aim point => high speed stall*

Aircraft Self Defense System Design and Test

Desired Capability



Conceptual Depiction

Task Description

- Detect and defend A/C against ground launched IR-guided missiles

Task Performance Standards

- Capable of missile launch identification in any environment
- Low false alarm rate
- Spherical platform coverage
- Capable of jamming all major MANPADS missiles

Conditions: Operational Environment (DOTMLPF)

- Modular LRU configuration
- Capable of installation on nearly all rotary and low- and high-speed fixed-wing aircraft
- All climates, terrains, signature environments

- Detection System
 - Design validated (tested) on a **non-moving cable car**
 - Missile detection validated with **missile launches at “one” angle**
 - False alarm rate validated with modeling and simulation (M&S)
 - **Static, unrealistic IR background**

- Excessive Weight
 - Capable of installation only on **very small number of high value larger rotary-wing platforms**
- Poor Reliability
 - Field revision for **vibration and temperature** variations not previously considered
 - Required substantial number of spares parts to account for **low reliability**
- Inadequate Effectiveness
 - **Limited platform coverage!**
 - **Reduced S/W Threat List** to reduce excessive false alarm rate!

Inadequate Performance and Suitability

Lack of traction in Initiatives intended to enhance effectiveness of T&E

- Testing in Joint Environment (JTEM/CTM)
- VV&A of Test M&S
- Integrated DT/OT
- Design of Experiments (DOE)

SYSTEMICALLY

Why so little traction?

How can it be fixed?

Defense ACQ Guidebook

Sec. 9.3.1

Developmental Test & Evaluation

•“Developmental Test (DT) provides the verification and validation of the systems engineering process and *must provide confidence that the system design solution is on track to satisfy the desired capabilities.*”

•“To ensure that the system engineering verification and validation relates back to user required capabilities, it is appropriate for government testers to:

- observe** the contractor testing, conduct additional T&E, and, when appropriate,
- facilitate early user involvement and contribution in the design and test processes.**”

- Adequate understanding of the needed capability
- Foundations for implementation
- Enterprise Development Planning
- Cognizance of Program Progress

Provide Verification of the systems engineering process
“System does what it’s design intended it to do”

Test Objectives & Condition relate performance to design specification

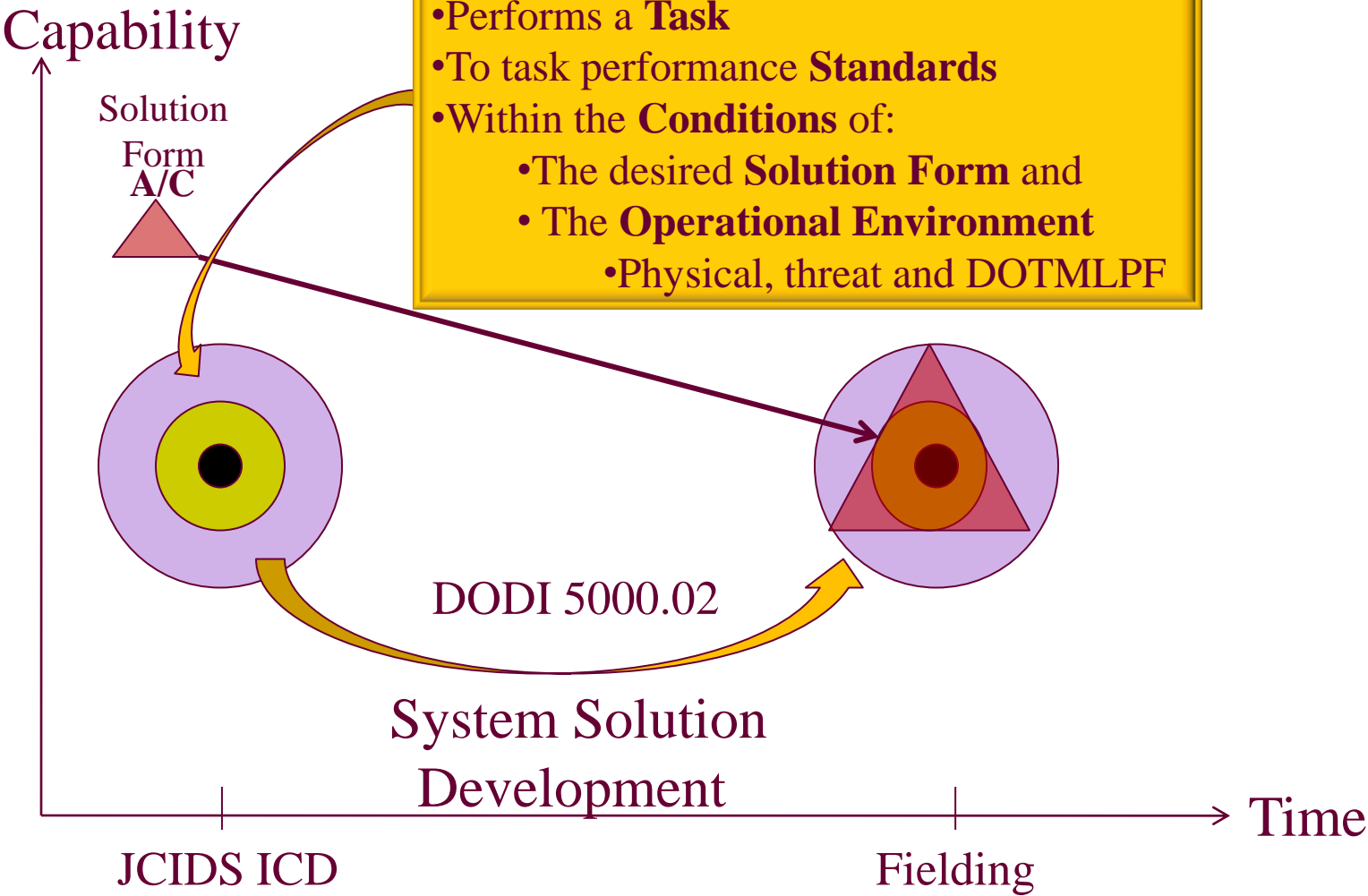


Provide Validation of the systems engineering process
“provide confidence that the system design solution is on track to satisfy the desired capabilities”

Test Objectives & Conditions relate performance to the desired Capability

JCIDS: Desired Capability

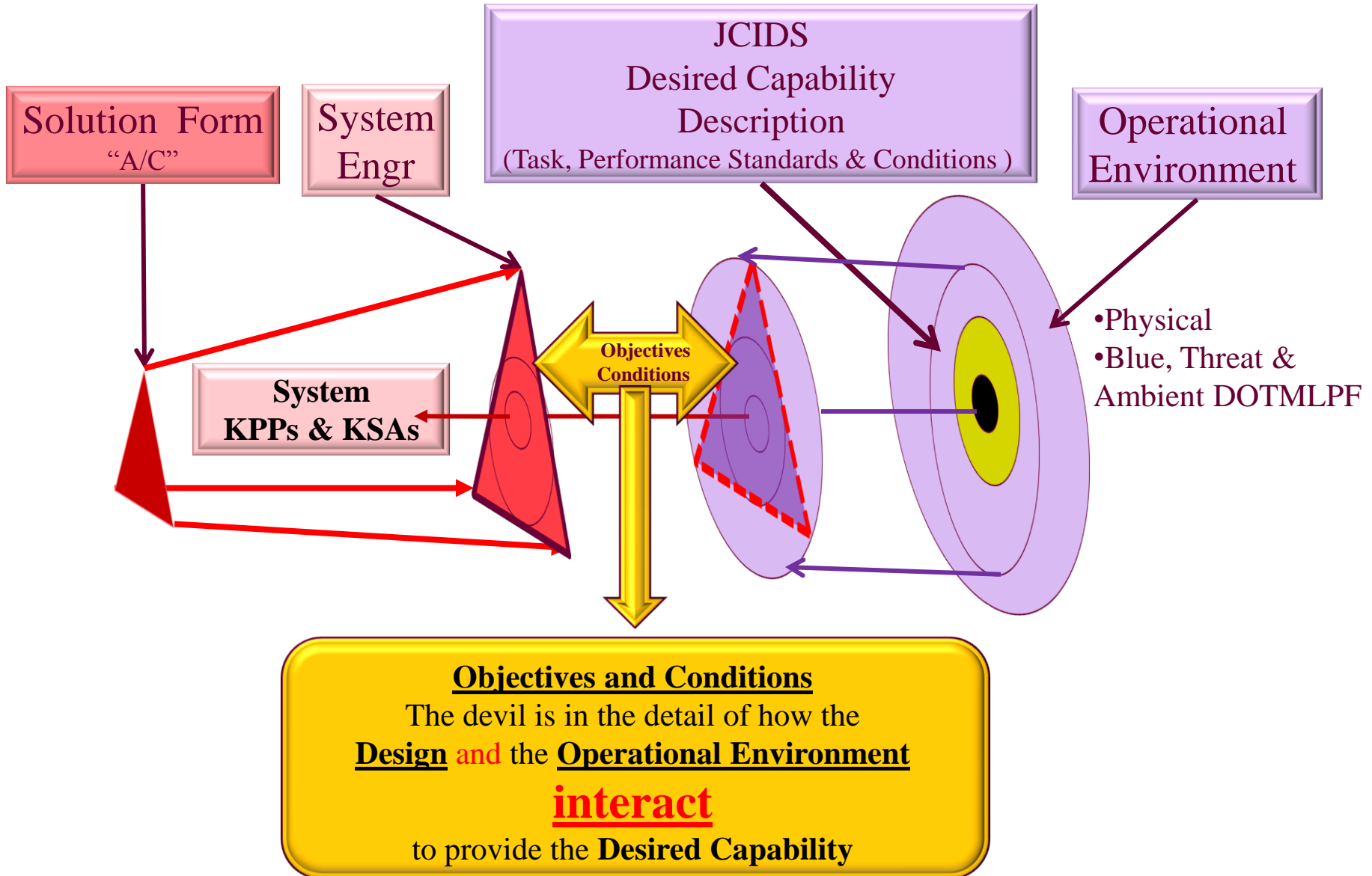
- Performs a **Task**
- To task performance **Standards**
- Within the **Conditions** of:
 - The desired **Solution Form** and
 - The **Operational Environment**
 - Physical, threat and DOTMLPF



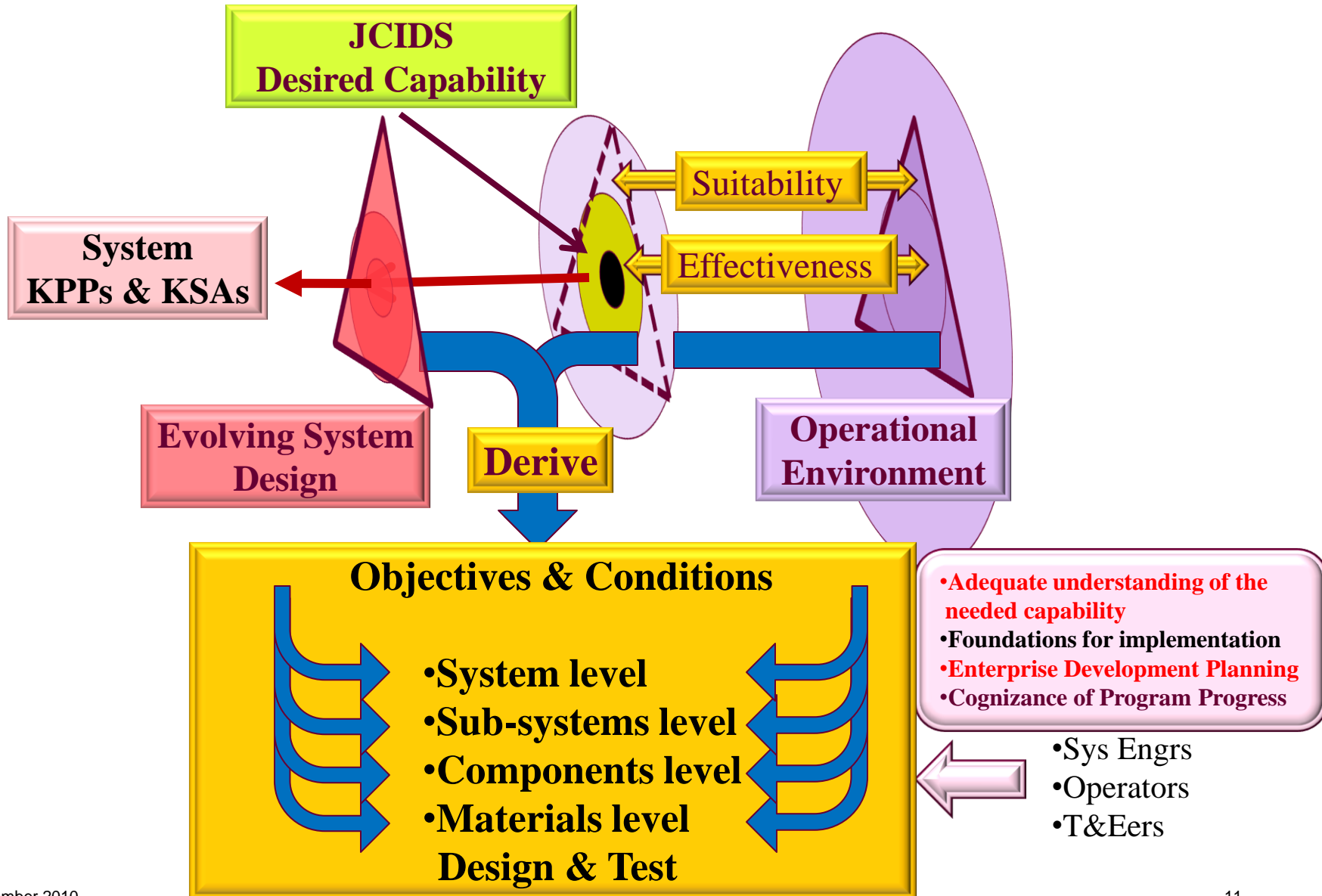
A “Conceptual” Depiction

Objectives & Conditions for Design and Testing

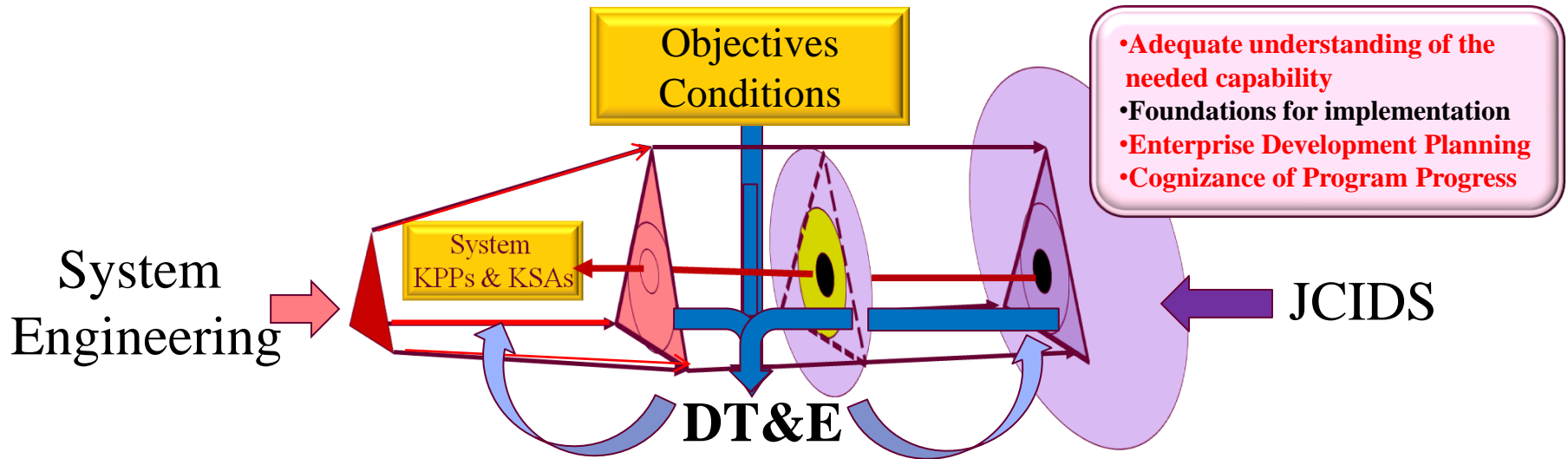
Concepts :



Concept: Deriving Appropriate Test Objectives and Conditions



Concept: Relating System Performance to Desired Capability During Development



Verification

- Of Systems Engineering process
- “*System Works as designed*”

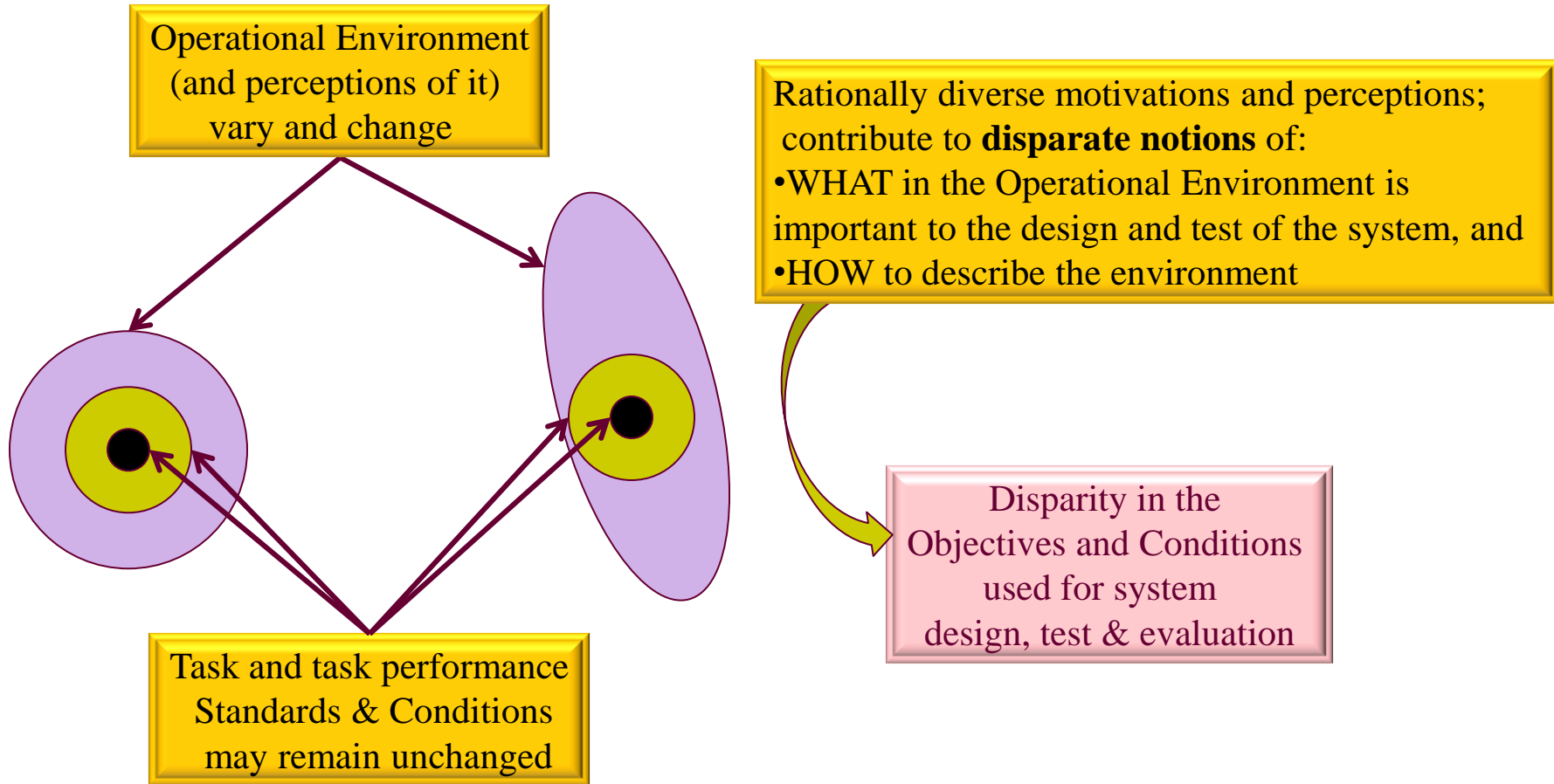
Ensure Test Objectives & Conditions relate system performance to System Engineering **Design**

Validation

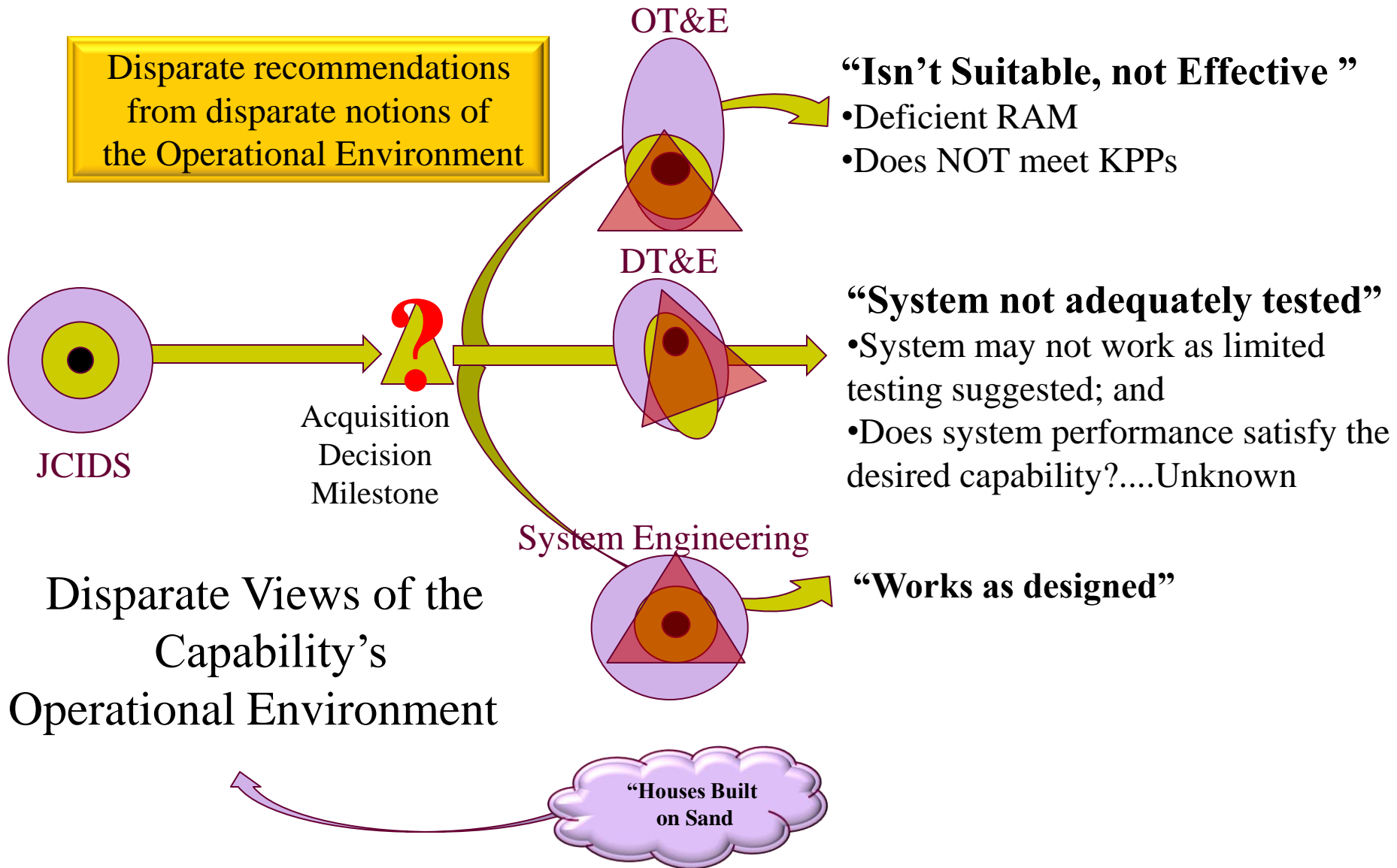
- Of Systems Engineering process
- “Provide confidence that the system design solution is on track to satisfy the desired capabilities”

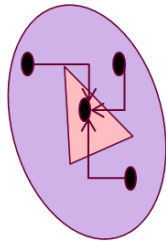
Ensure Test Objectives & Conditions relate system performance to the **Desired Capability**

The Operational Environment as a Variable



Symptoms of Systemic Tensions





OT&E

Testing in Joint Environments (TIJE):

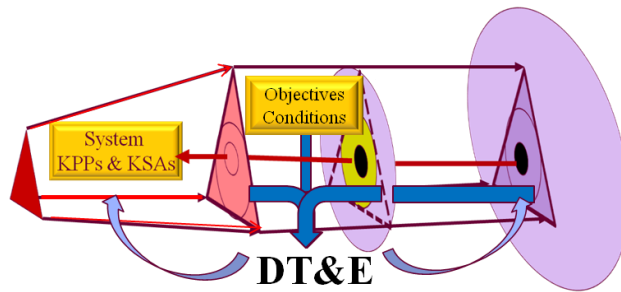
- Differing perspectives on the Objectives and Conditions appropriate for Testing
- Does not explicitly address the System Design

M&S: For Acquisition and OT&E

Weak basis for M&S Design, Validation & Accreditation

- M&S tends to depict entities in *the way they would recognize themselves (as blessed by entity owner)*
- Not representing entities in the way they would interact with the test item

- Eg. Model of a Tank signature could be just a *laser spot* –
- A “valid” representation of the tank---as seen by the the sensor, NOT as the tank PMO sees the tank



DT&E



Evaluation-based Testing:

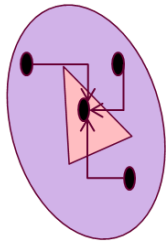
- **No consistent, persistent analytic Trade Space in which to** examine alternatives in design, system performance, cost constraints and resulting capability under conditions of the Operational Environment



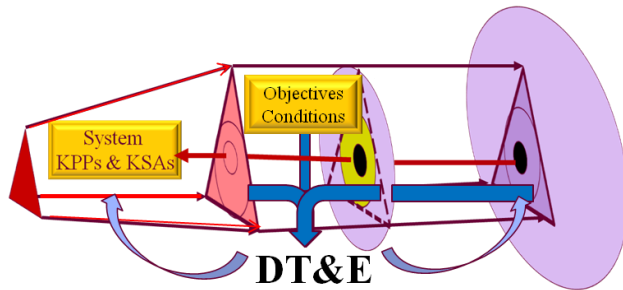
- **No “Baseline” Operational Environment** supporting use or maintenance of a trade space... No common basis for generating or comparing results of alternatives through the evolving development; consequently:

- Failed KPP? –so What?





OT&E



DT&E



Integrated DT/OT:

Differing perspectives on Objectives and Conditions

- OT Perspective: Tends to emphasize mission decomposition
 - The system is a “given”
 - Ops Environment **imposes** the Test Conditions on the system, sub-systems & components
- Sys Engr & DT Perspective:
 - The system Design is a maturing “variable”
 - Test Objectives and Conditions are derived from the evolving design’s **interaction** with the **Ops Environment** to provide the Desired Capability

Integrated DT/OT


A “**Realistic**” Operational Environment?

- Realistic to whom?
- Realistic for what?

Design of Experiments(?) in Testing Building Confidence & Understanding Risks


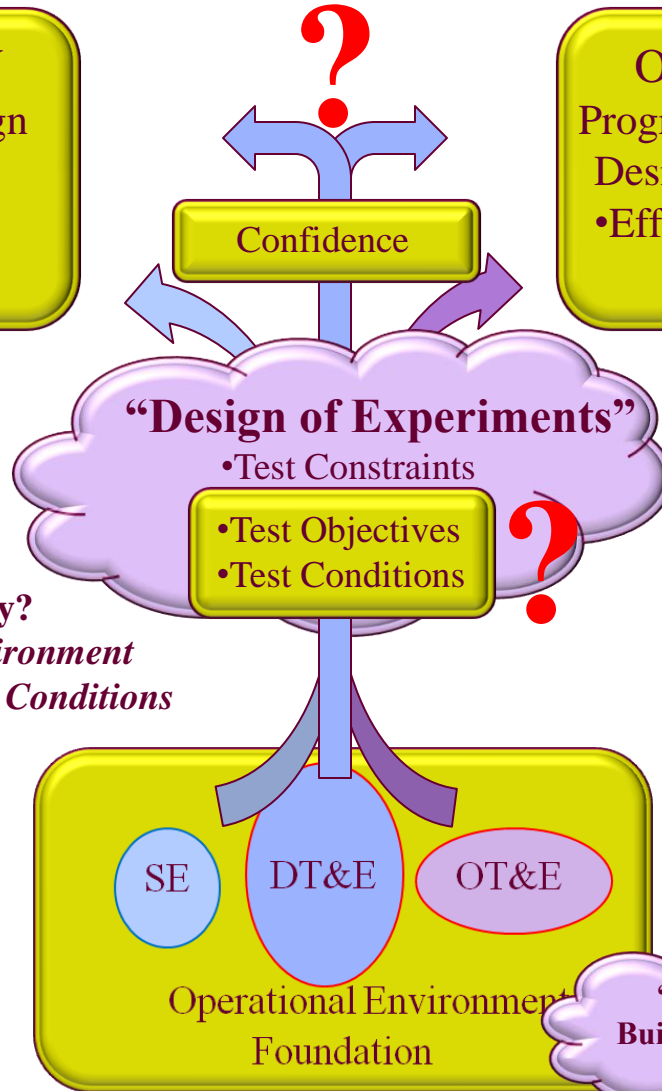
Objective 1: VERIFY
Performance of the Design

- System
- Sub-system
- Component



Objective 2: VALIDATE
Progress toward satisfaction of the Desired Capability

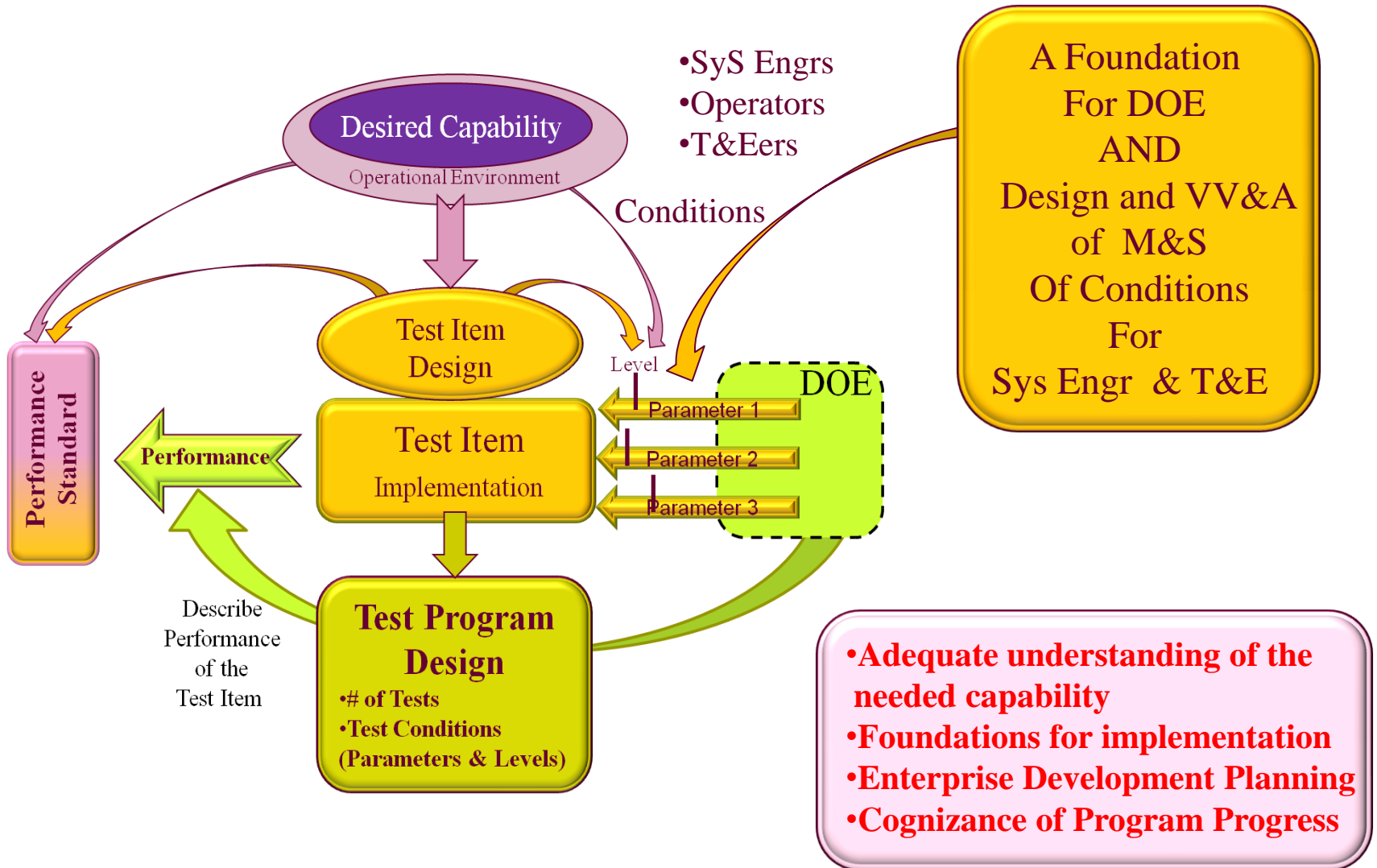
- Effectiveness & Suitability

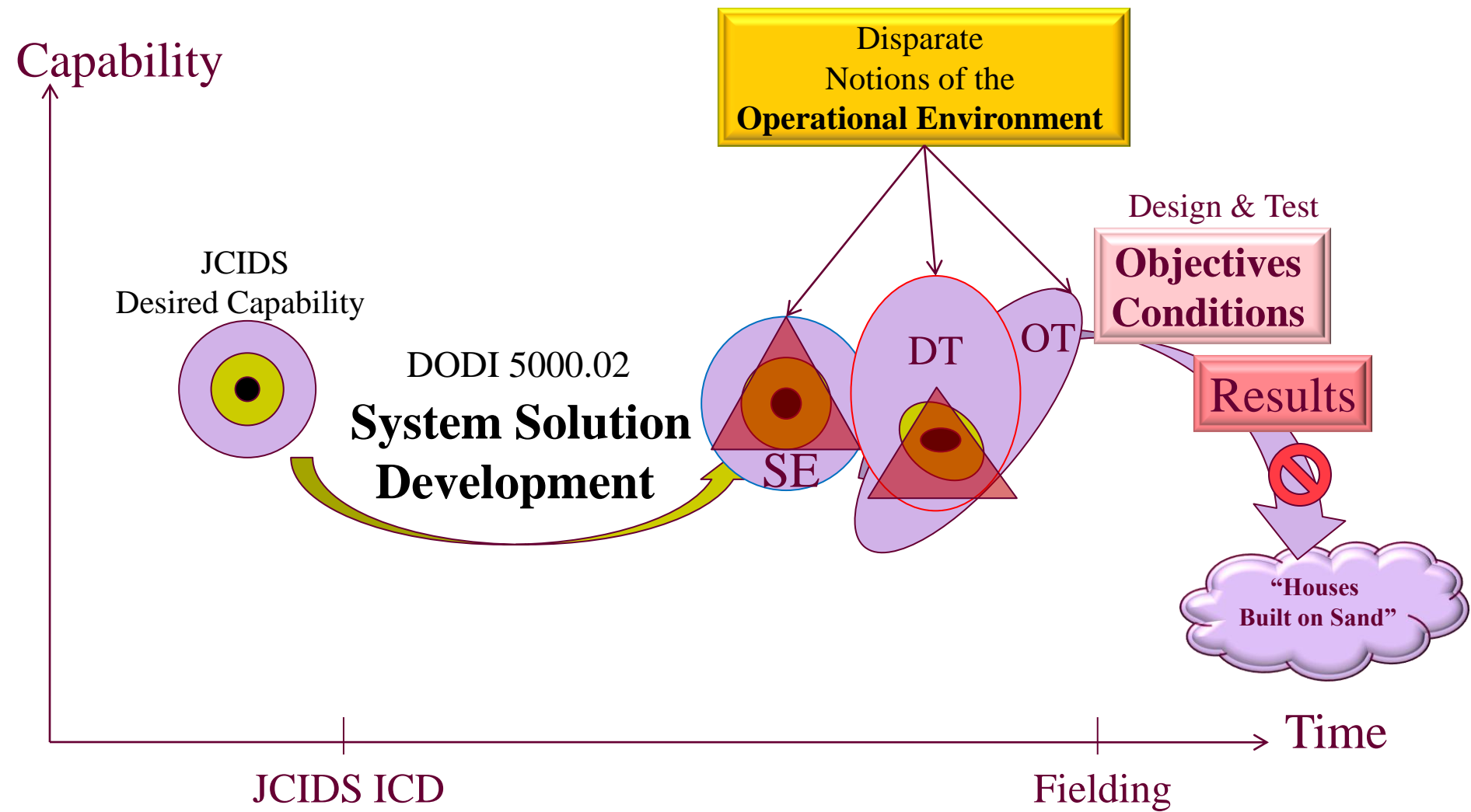
Foundations for Confidence Building

- Unclear *Objectives*
 - Verify design performance?
 - Validate achieving the Capability?
- Diverse notions of the *Operational Environment*
- Disparate bases for *Test Objectives and Conditions*

DOE as a “Foundation” for Systems Engineering AND T&E M&S

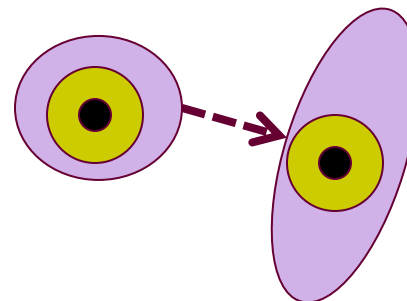


Foundations: How to Provide A Strong Foundation For Deriving Design and Test Objectives and Conditions?



1. Establish an authoritative “Baseline” Operational Environment description for each Capability Solution

- Speaking with authority for the war fighter
 - Services & COCOM Input (?)
 - JROC Approved (?)
- For use by SE, DT&E, OT&E
 - A common baseline for **deriving** objectives and conditions
 - For use in the SEP, TES, TEMP, Test Plans, System Design, Capability Evaluation, RFPs, Contract Specifications

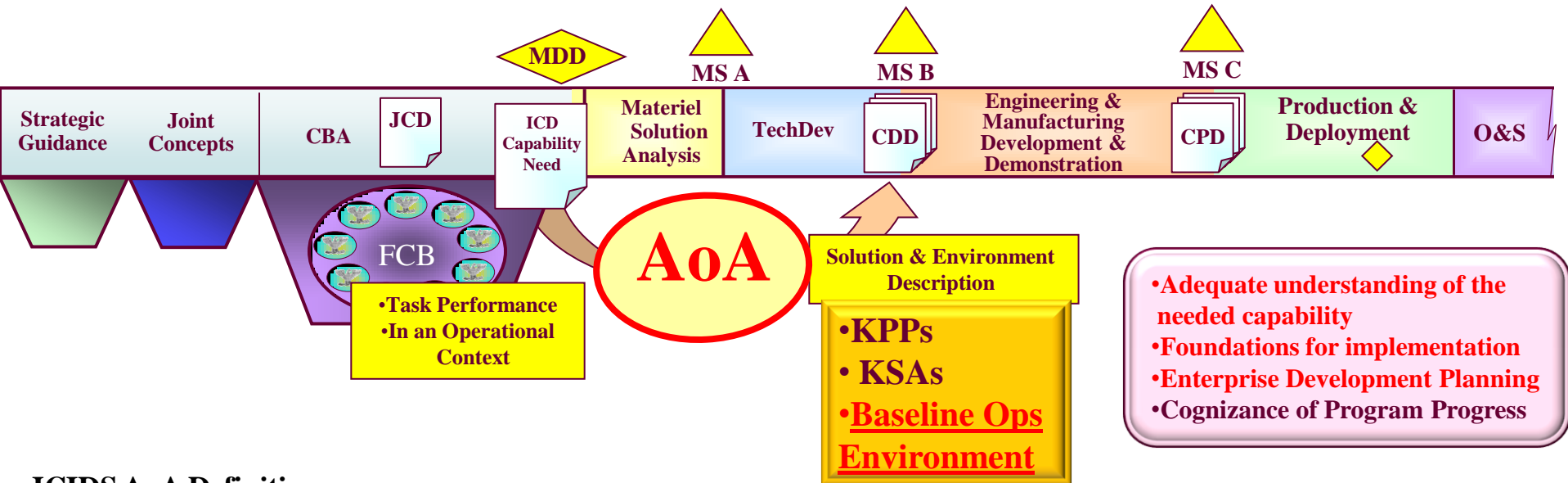


▪ **Implementation**

- Ops Environment is initially in the ICD at the MDD
 - Is already refined and co-evolved with the emerging “Solution Approach” as a component of the AoA and reported in the AoA at MS B
- Give the AoA Ops Environment description a **Purpose**: “Intended as a foundation for deriving Development Phase Design and Test Objectives and Conditions”
- Give the AoA Ops Environment description **Authority**: JROC approve the AoA Solution Approach’s Description of the Ops Environment with the KPPs and KSAs at MS B
- Convey the “Baseline” Ops Environment description in System development RFPs
- **Refine, and JROC approve as appropriate, the Ops Environment description as the System Design matures toward IOT&E and MS C.**

“Baseline” Description of the Capability’s Operational Environment

Analysis of Alternatives (AoA)
 Translates
 A Desired Capability
 Into
 A “Solution Approach”
 (A System Form with Performance Objectives & Conditions)



JCIDS AoA Definition:

“The evaluation of the performance, operational effectiveness, operational suitability, and estimated costs of alternative systems to meet a mission capability.The AoA is one of the key inputs to defining the system capabilities in the capability development document”

2. Establish oversight to ensure quality of the derivations of KEY Objectives & Conditions from the Capability's baseline Operational Environment

▪ Ensuring that KEY design and test Objectives and Conditions are appropriately derived “relevant” to:

- The needed **Capability**
- The **System Design** and
- The **Operational Environment**

- SyS Engrs
- Operators
- T&Eers

▪ **Implementation:**

- A collaboration among OT&E and AT&L (System Engineering , and DT&E)
- Revise DODI 5000.02

- Adequate understanding of the needed capability
- Foundations for implementation
- Enterprise Development Planning
- Cognizance of Program Progress

Ensure that Objectives & Conditions are appropriate for KEY system design and testing and ultimately for Satisfying the Desired Capability

3. Develop Concepts & Guidelines to guide the Derivation of appropriate Objectives & Conditions for system, sub-system, component and materials design & testing

- Relating the **Design**, the desired **Capability** and the **Ops Environment**
- Providing a broader and richer context for deriving appropriate performance Standards and Conditions at all levels of a system's development
- Facilitating effective **verification** of system performance and **validation** of the Systems Engineering process is on track to satisfy the desired capability

Implementation:

- Defense Acquisition University,
- Defense Acquisition Guidebook,
- Others (?)

- Adequate understanding of the needed capability
- Foundations for implementation
- Enterprise Development Planning
- Cognizance of Program Progress

4. Provide Methods & Tools for Systems Engineering

- For rapid and agile excursions in the “Trade Space” of the ops environment, system **design & engineering**, system **performance**, **suitability**, capability **effectiveness**, and **cost**
- To identify and assess the **implications** of **test results** relative to:
 - System Performance, and
 - Desired Capability
- Answering “So What?” KKP issues
- Supporting Cost driven development of alternative KPPs and KSAs for JROC consideration & approval

- Adequate understanding of the needed capability
- Foundations for implementation
- Enterprise Development Planning
- Cognizance of Program Progress

5. Provide Methods & Tools for Test & Evaluation

- Identify & explain **Design of Experiments** practices to produce test programs that enhance confidence in test results for use in:
 - **Verification** of system performance & suitability relative to the system Design, and
 - **Validation** that system engineering process is on track to provide the Desired Capability
- Providing a foundation for **VV&A** of M&S
 - For **Sys Engr** and **T&E**

- **Adequate understanding of the needed capability**
- **Foundations for implementation**
- **Enterprise Development Planning**
- **Cognizance of Program Progress**



BACKUP SLIDES



Summary: Systemic Approaches for Enhancing Objectives and Conditions for Design & Testing

APPROACHES

1. Authoritative
Operations
Environment
“Baselines”

2. Appropriate Derivations
of Objectives and Conditions
that relate Performance to the Desired
Capability's Performance Standard
for System, Subsystem, and
Components for
Design, Test and Evaluation

3. SE, DT&E and OT&E
Concepts, Guidance,
Methods and Tools

ENABLING

Verification of the systems
engineering process
“System works as designed”

Test Objectives & Condition relate
performance to design specifications

Validation of the systems engineering
process and *must provide confidence that
the system design solution is on track to
satisfy the desired capabilities*”

Test Objectives & Conditions relate
performance to the desired Capability

Traction in AT&L Initiatives

- VV&A of M&S
- Testing in Joint Environment
- Evaluation-based Testing
- Integrated DT/OT
- Design of Experiments



An OSD/ Joint Staff Precedent for Baseline Operational Environments


DOD Force Design and & Capability Assessment

OSD(P)
Planning
Scenarios




“The Analytic Agenda”

Multi-Service
Force
Deployment
(MSFD)
Database



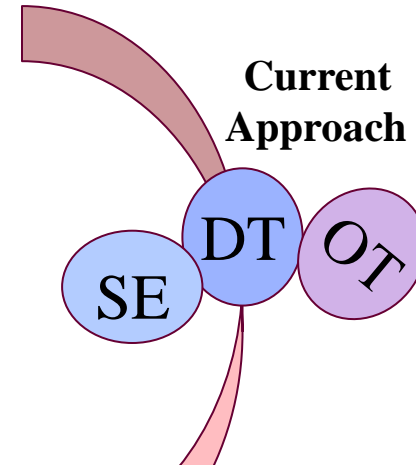
System Acquisition



JCIDS
Desired
Capability



A Basis for
Comparing
Results



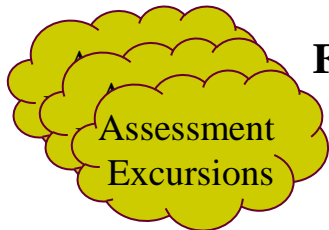
OSD, Joint, Services

Differing Perspectives



SE_(Contractor), DT, OT

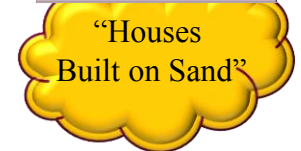
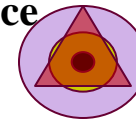
Differing Perspectives



Force Design & Employment Options



System Performance & Effectiveness Evaluations



Concepts: A Capability as a Task with Associated Performance Standards & Operational Conditions

Capability = Task + Task Performance Standards + Conditions

Task Description

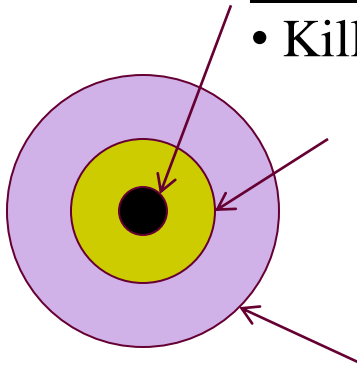
- Kill a hardened target

Task Performance Standards

- Pk xx%
- All weather, within xx minute of detection

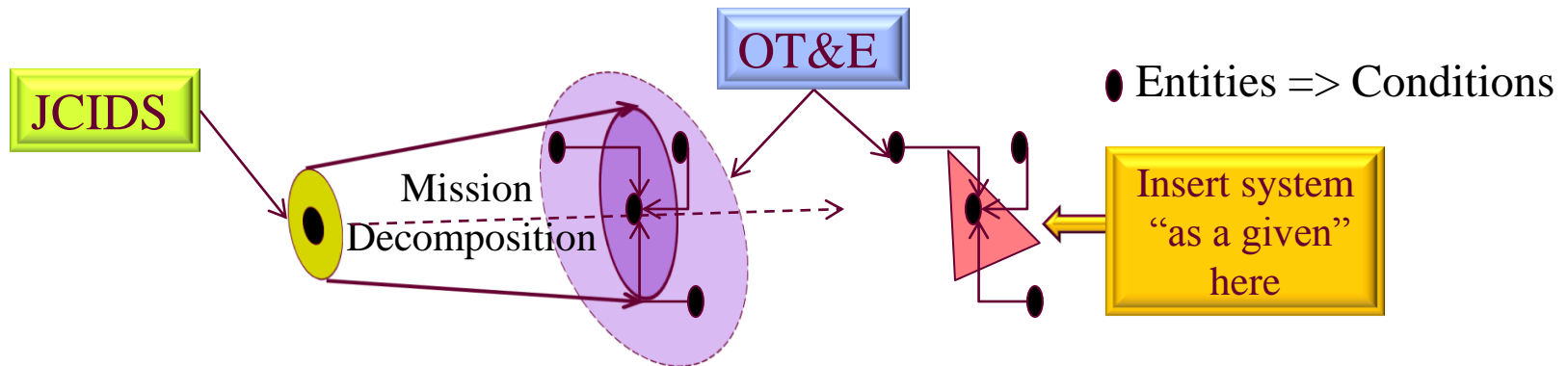
Conditions: Operational Environment

- Threat: Order of Battle and Modes of Operation
- Physical: Climate, Terrain
- DOTMLPF:
 - Forces, Organization & C2 structure
 - Logistics process, etc
- Desired “Form” of the Solution (A/C, MSL, truck, etc)



A “Conceptual” Depiction

OT&E view for deriving Conditions tends toward a *mission decomposition* perspective which identifies **operational entities** (C2, threat, maintenance, etc) that interact with and affect the system's performance of the Desired Capability



OT&E view is “Necessary” but not “Sufficient” for deriving Effectiveness AND Suitability Objectives and Conditions for the sub-systems or component levels during System development and testing

- Design and Test Objectives and Conditions at those levels can change with the **evolving design**

Systemic v.s. Symptomatic Approaches

**A Coherent, Effective
SE, DT&E, OT&E
Paradigm**

More of This

**Systemic
Enhancements**

Less of This

**Servicing persistent
issues from the current
Paradigms**

Systemic Approaches:

“Correcting conditions that cause persistent issues”

- Cultures, Structures, Internal Economics, Methods & Tools, Metrics & Rewards (www.ndma.com/resources/ndm1891.htm)
- Modes of change:
 - New guiding perspectives, principles, concepts
 - New processes and products
 - New Collaborations with new organizations on new challenges

Symptomatic Approaches:

“Reacting to recurring issues as they emerge”

- Low Reliability, inadequate testing, etc
- Performance arguments among processes
 - Inadequate testing
 - Inventing Requirements
- Routinely broken schedules and resources
 - Nunn-McCurdy cost breaches
 - Delayed Milestone Decisions

“RAM deficiencies are endemic with big-ticket U.S. weapon systems, a problem that drives up operating and sustaining costs for ships, aircraft, and ground systems”

“Restoring Affordability and Productivity”

DOT&E to DUSD/AT&L: June 2010

Endemic Problem: RAM Deficiencies

Correction: Systemic “Process” Changes

- Implement **Configuration Management (CM)** and **Quality Control (QC)**
 - Provide the processes to identify, understand and resolve the sources of failure in the Reliability, Availability, Maintainability (RAM) relationship