

Army Materiel Command



NDIA

4-6 Apr 11

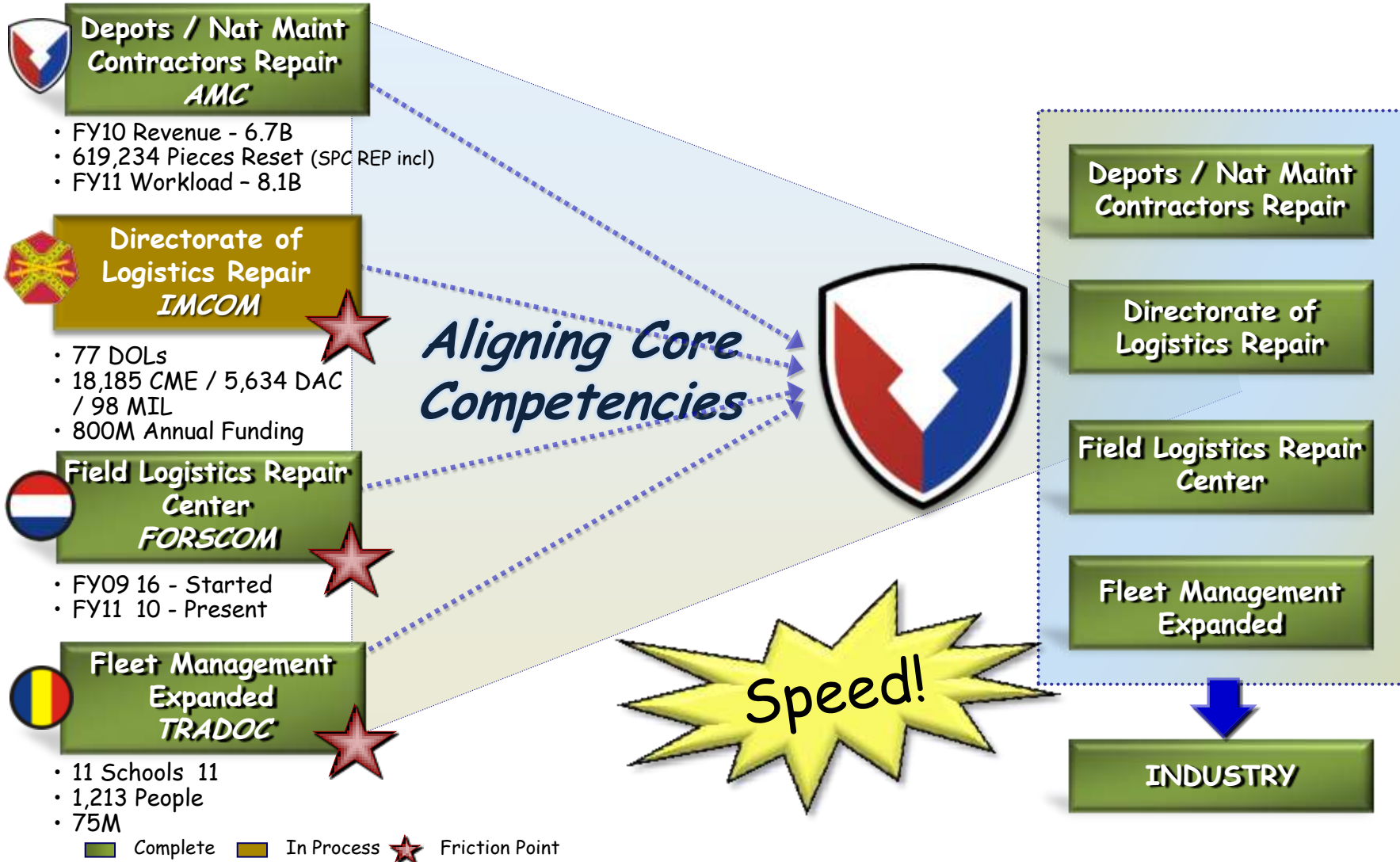
Mr. James C. Dwyer
Deputy Chief of Staff for Logistics,
G-4



Adapting the Source of Repair

2007

2011

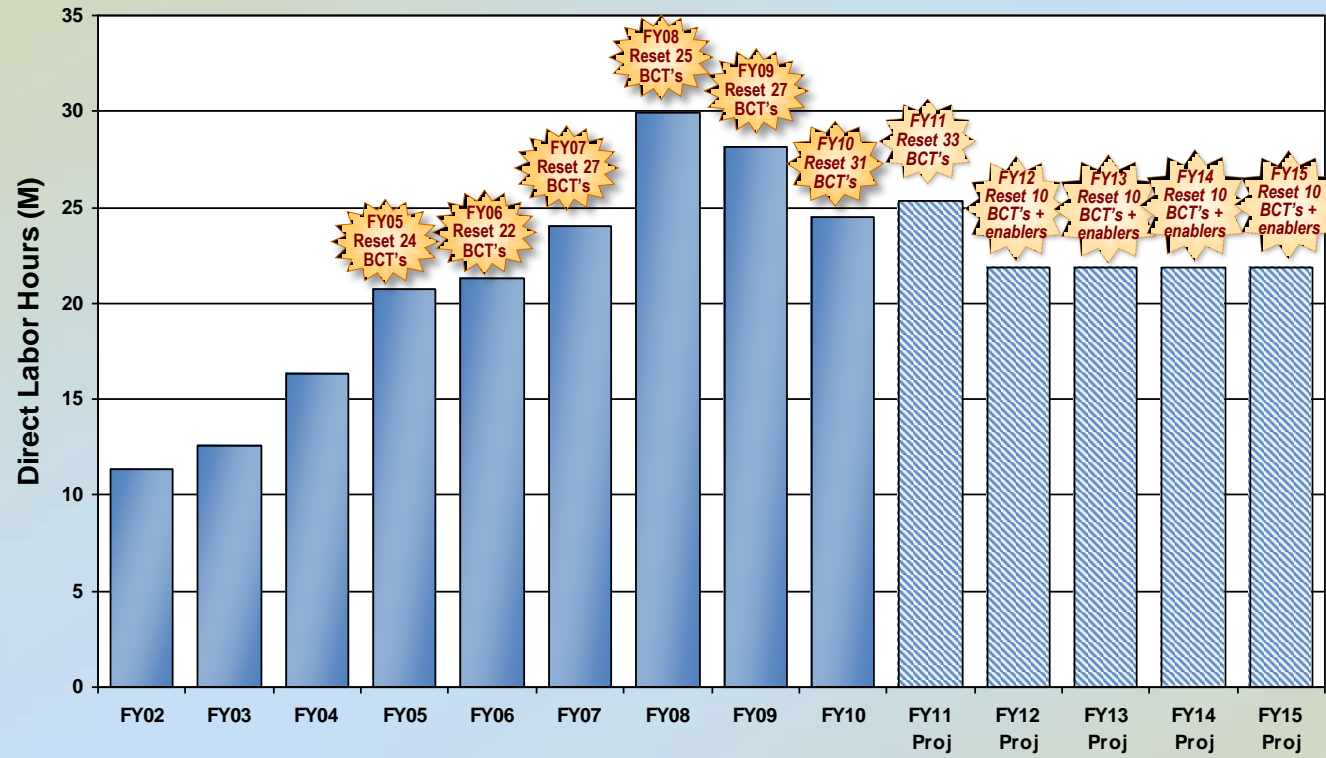


Aligning Core Competencies to Support our Army



Depot Maintenance - Workload (DLHs)

Actual and Projected



Total - DLHs - Depots Only

Actual FY02 – FY10; Projections FY11 - FY15



Machine Guns:
Pre-OIF : < 5,000
FY10 : 8,314



Communications:
Pre-OIF : 15,186
FY10 : 109,218
(Incl CEERT)



HMMWV:
Pre-OIF : <100
FY10 : 6,022



Chem-Bio:
Pre-OIF : 7,007
FY10 : 102,966
(Incl CBERT)



Other TWV:
Pre-OIF : < 100
FY10 : 1,374





Depot Execution

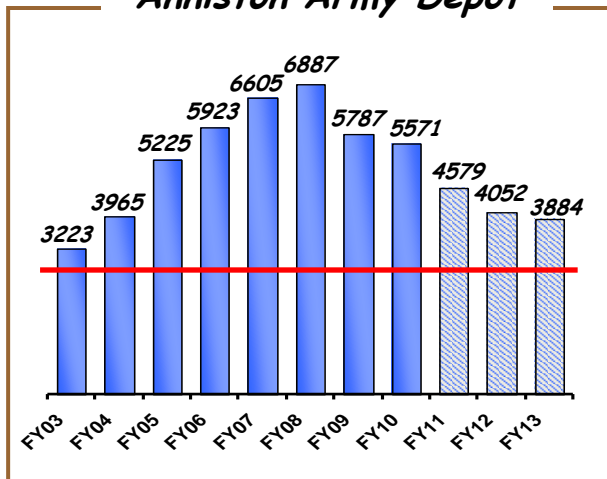
FY03-FY10 Actual with FY11-FY13 Projections

As of 18 Mar 11

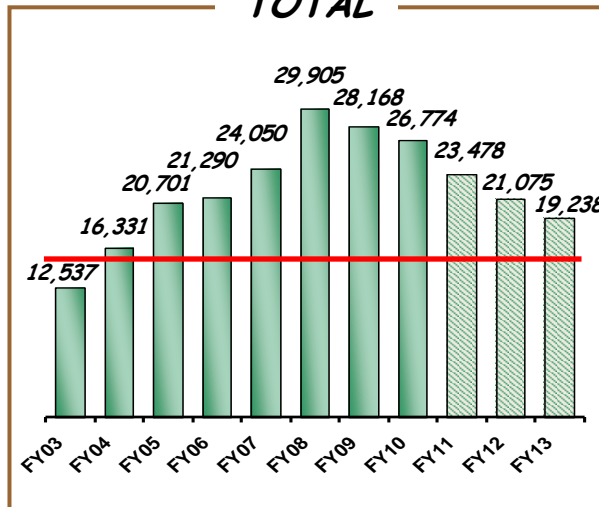
Direct Labor Hours (DLH) (000)

Core = —

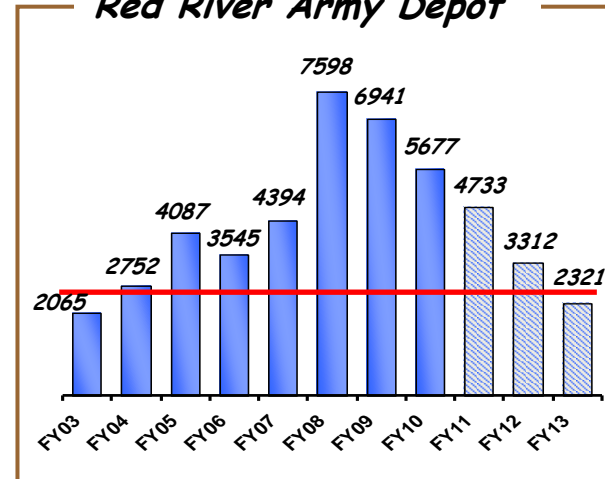
Anniston Army Depot



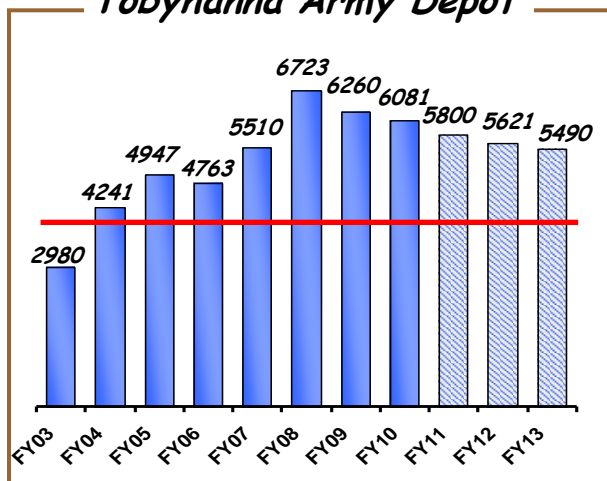
TOTAL



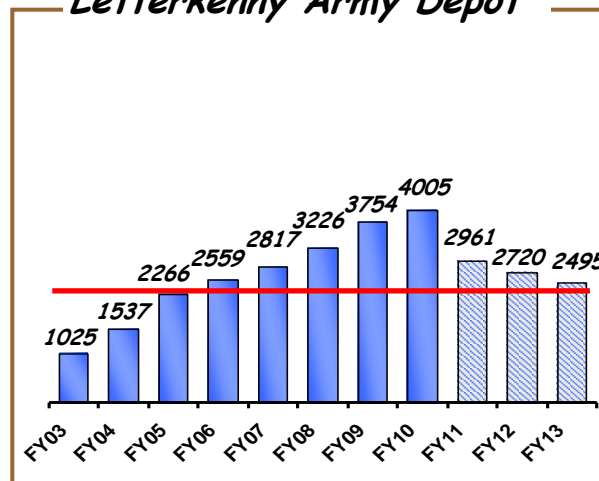
Red River Army Depot



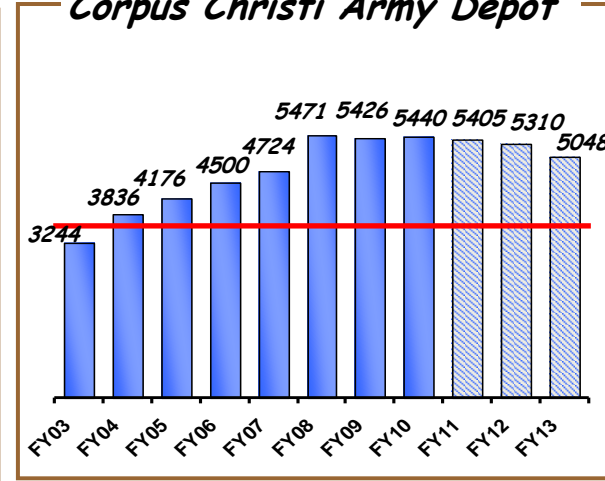
Tobychanna Army Depot



Letterkenny Army Depot



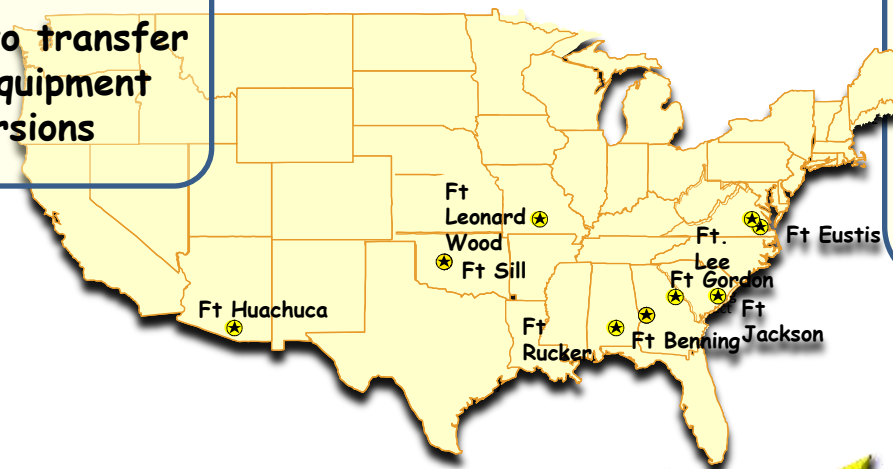
Corpus Christi Army Depot





Fleet Management Expanded

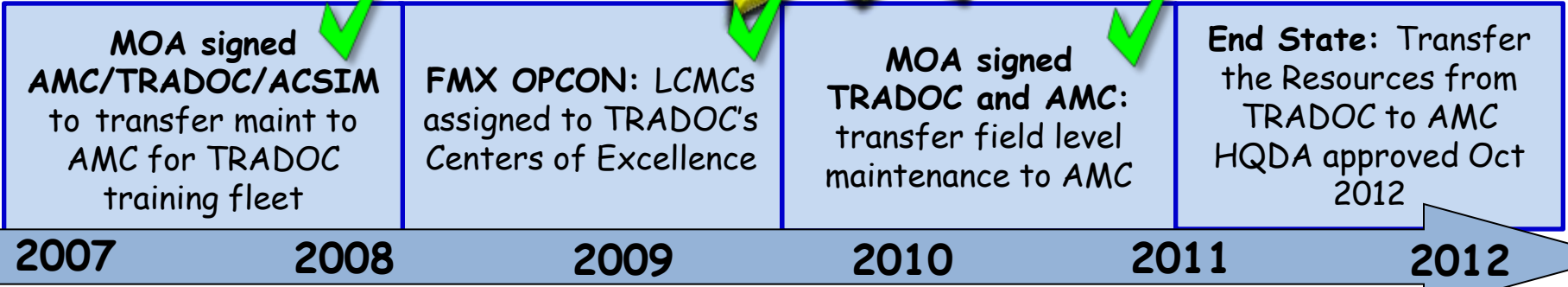
- ✓ 9 FMX Sites
- ✓ 1,213 Auth ~\$75M to transfer
- ✓ \$4M Support tools/equipment
- ✓ 480 Mil to Civ Conversions



- Efficiencies Gained**
- ✓ Better ARFORGEN Support
 - ✓ Equipment Upgrades
 - ✓ Fleet Modernization
 - ✓ Equipment Fieldings

Overall Operational Readiness Rates			
Systems	FY 2007	FY 2010	Army Standard
Ground	90%	93%	90%
Aviation	62%	73%	75%

**\$54M Cost Avoidance
FY 07-11**



Fundamentally Different Way of Doing Business!



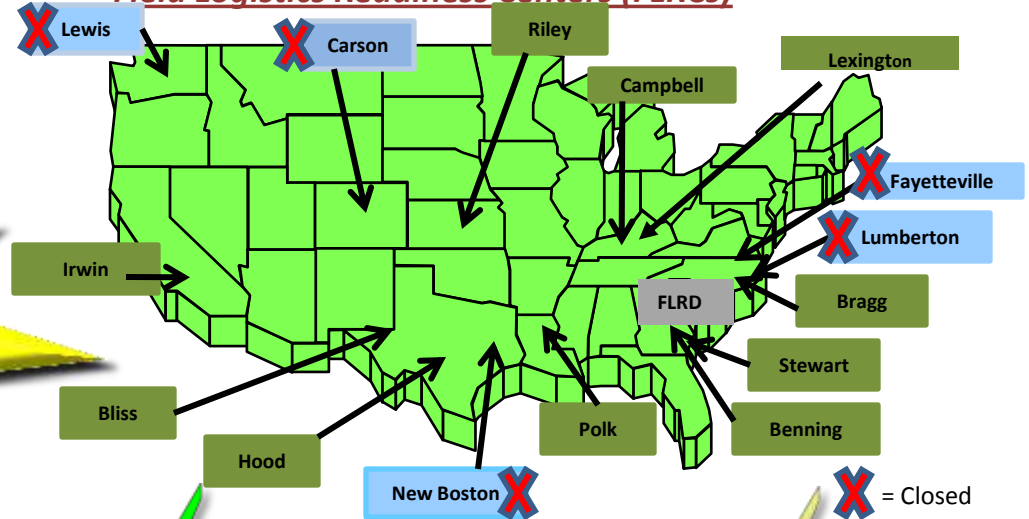
Directorate of Logistics




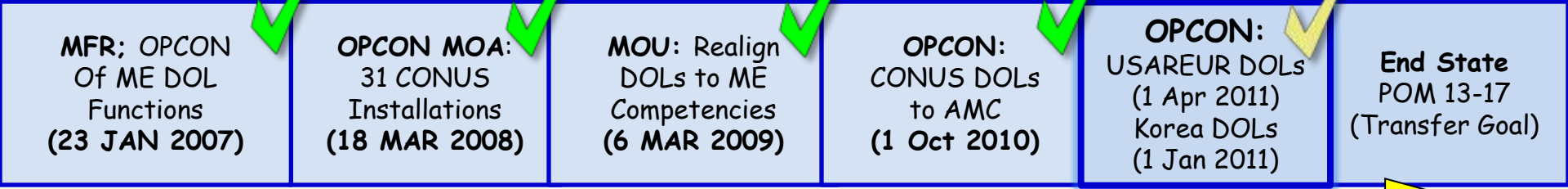
- 77 DOLs - Over 350 Contracts Valued at \$900M Annually
- ✓ 7100+ Army Civilians and Military
 - ✓ ~ 15K Contractors
 - ✓ \$ Savings Potential:
 - Contract Management
 - Fewer Contracts
 - Contract Management Fees
 - Standardize SOWs

- AMC Single Logistic Integrator
- ✓ Efficient ARFORGEN Support
 - ✓ One Source of Repair
 - ✓ Right Size the Industrial Base
 - ✓ Eliminate Redundancy

Field Logistics Readiness Centers (FLRCs)



- 59 of 77 DOLs OPCON'd
- ✓ 5 FLRCs Eliminated
 - ✓ >\$1M Overhead Savings
 - ✓ >\$100M of parts returned to the wholesale system



Organizing for the Future



FY11 Biennial Core Requirements - DLH

TOBYHANNA ARMY DEPOT	3,958,850
ANNISTON ARMY DEPOT	3,195,274
CORPUS CHRISTI ARMY DEPOT	3,403,586
RED RIVER ARMY DEPOT	2,528,269
LETTERKENNY ARMY DEPOT	2,289,994
SOFTWARE ENGINEERING CENTER (CECOM)	454,579
SIERRA ARMY DEPOT	280,082
PINE BLUFF ARSENAL	212,696
ROCK ISLAND ARSENAL	22,862
WATERVLIET ARSENAL	1,158
TOTAL:	16,347,350

Core is a critical tool for right-sizing our depots and arsenals--
ties our depot capabilities to
ARFORGEN

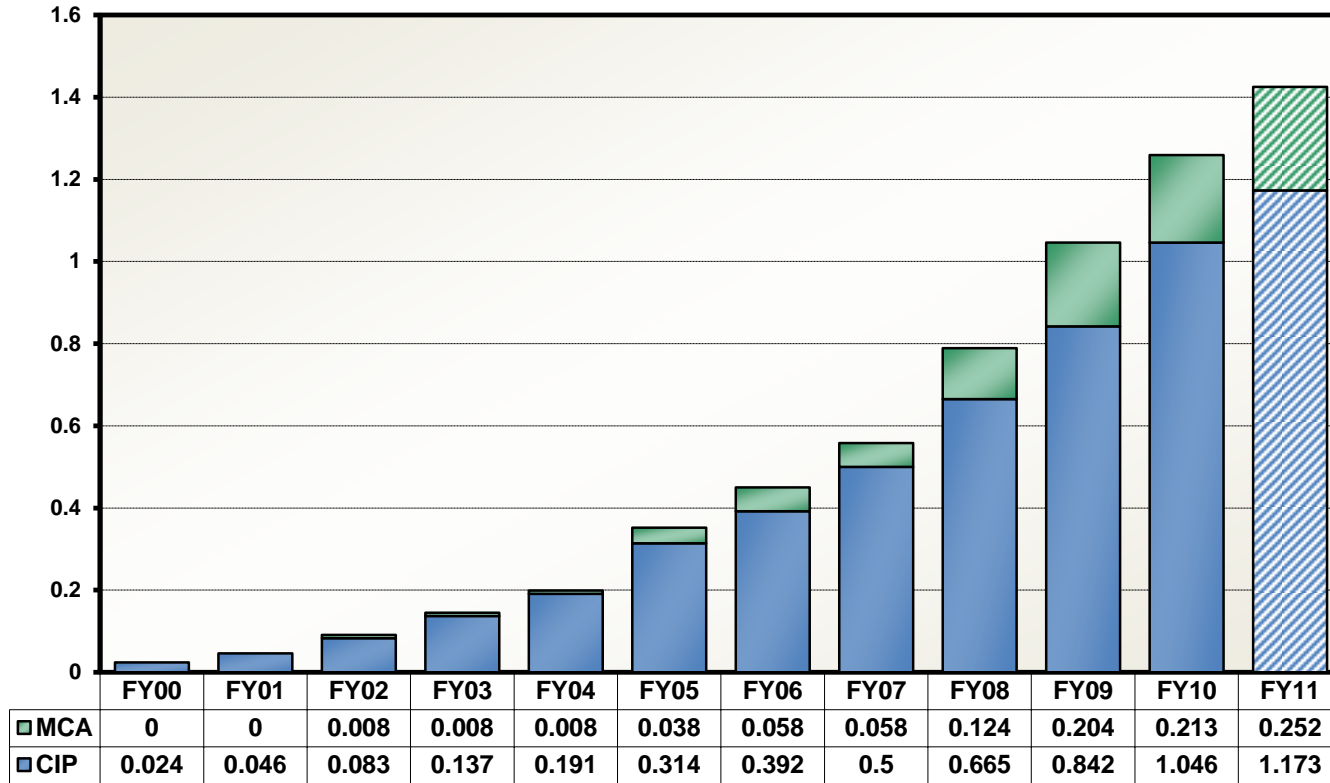
AIRCRAFT	3,647,797	TWV	2,011,376
A/C Components	(2,031,550)	(HMMWV)	(622,097)
UH-60 E.I.	(787,227)	(RCV)	(587,468)
OH-58/CH-47 E.I.	(320,925)	(MRAP)	(286,397)
C-E EQT	3,172,224	(HEMTT)	(137,819)
(Radios)	(1,136,023)	(M900 Series)	(113,747)
(EW)	(500,518)	SUPPORE EQMT	1,500,448
(Avionics)	(443,060)	(Generators)	(416,672)
(SATCOM)	(328,800)	(Chem Defense)	(266,696)
(COMSEC)	(207,979)	(Bridge Eqmt)	(175,927)
CBT Vehicles	3,538,442	ORD WPNS/MSLS	1,272,879
(Abrams)	(1,338,138)	(Patriot)	(721,276)
(Bradley)	(858,719)	(Other Tac MsIs)	(383,212)
(Howitzers)	(337,842)		
(Stryker)	(215,328)		
(M113)	(276,953)		

25 Jan 11



CIP & MCA Investment FY00-FY11

\$B Invested in Depots and Arsenal



Cumulative taxpayer investment of \$1.425B since FY00 in organic industrial capability to support the Warfighter!



Enterprise Capabilities

- ❖ Overhaul/repair/remanufacture
 - ✓ Ground vehicles & helicopters (including components)
 - ✓ Radios, radars & other electronic items
- ❖ Product design, development, engineering & fabrication
- ❖ Heavy and light machining
- ❖ Heat treatment, plating & finishes
- ❖ Wood pallet manufacturing
- ❖ Explosive and propellant production
- ❖ Chemical/Biological protective equipment repair/rebuild





What's Available

❖ Facilities:

- ✓ Manufacturing/repair facilities
- ✓ Warehouses
- ✓ Ranges (firing & test)
- ✓ Secure locations

❖ Equipment (specialized equipment and tooling):





- ✓ Foundry and rotary forge
- ✓ Seven axis machining centers
- ✓ Guided boring of thick wall cylinders
- ✓ Tool, die & gage development/production

❖ Trained workforce:

- ✓ Competent/competitive
- ✓ LEAN Six Sigma experience







Partnership Examples

<i>Corpus Christi Army Depot</i>	<i>Anniston Army Depot</i>	<i>McAlester Army Ammunition Plant</i>	<i>Watervliet Arsenal</i>
<p>GE</p> <p>T-700 Engines</p> <p>Repair and Overhaul</p> 	<p>General Dynamic Land Systems</p> <p>M1 Abrams Family of Vehicles</p> <p>Services & Technical Support</p> 	<p>Raytheon Systems</p> <p>XM795 – Excalibur</p> <p>All Up Round Integration</p> 	<p>BAE Systems</p> <p>155mm M776 Howitzer</p> <p>Cannon Tubes</p> 



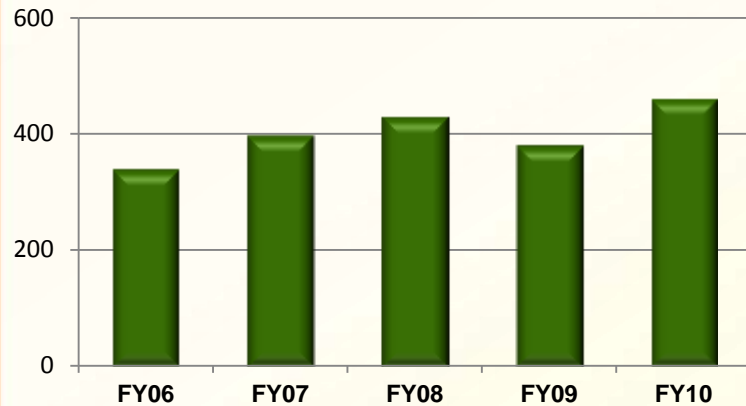
Partnership Examples

Non-Traditional

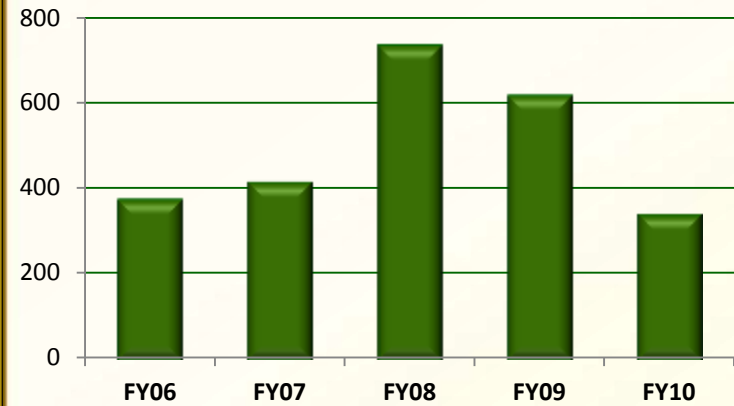
<p><i>Pine Bluff Arsenal</i></p>	<p><i>McAlester Army Ammunition Plant</i></p>	<p><i>Milan Army Ammunition Plant</i></p>	<p><i>Bluegrass Army Depot</i></p>
<p>Lindsey & Osborne</p> <p>Railcar Storage</p> 	<p>William Woods EXPLO Systems</p> <p>Wood Pallet Manufacturing</p> 	<p>Greenway Nursery</p> <p>Commercial Plant Nursery</p> 	<p>Various Partners</p> <p>Agricultural Land Lease and Wildlife Management</p> 

Partnerships are Big Business

Number of Partners



Revenue (\$M)



Sample of Industry Partners

AAI Corporation
ATK
AM General Corporation
Amtec Corporation
BAE Systems
The Boeing Company
CACI International, Incorporated
DRS TAMSCO Manufacturing

General Dynamics Corporation
Gradient Technologies Inc
Honeywell International, Inc.
Lockheed Martin
Oshkosh Corporation
Raytheon Systems
Rockwell Collins
Sikorsky Aircraft

PLUS Many More . . .