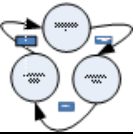


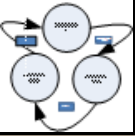
Closed Loop Requirements Verification Planning using Requirements Management Tools

Non-Technical Data—Releasable to Foreign Persons





- **Background**
- **Objective**
- **Approach**
- **Accomplishment**
- **Conclusion**

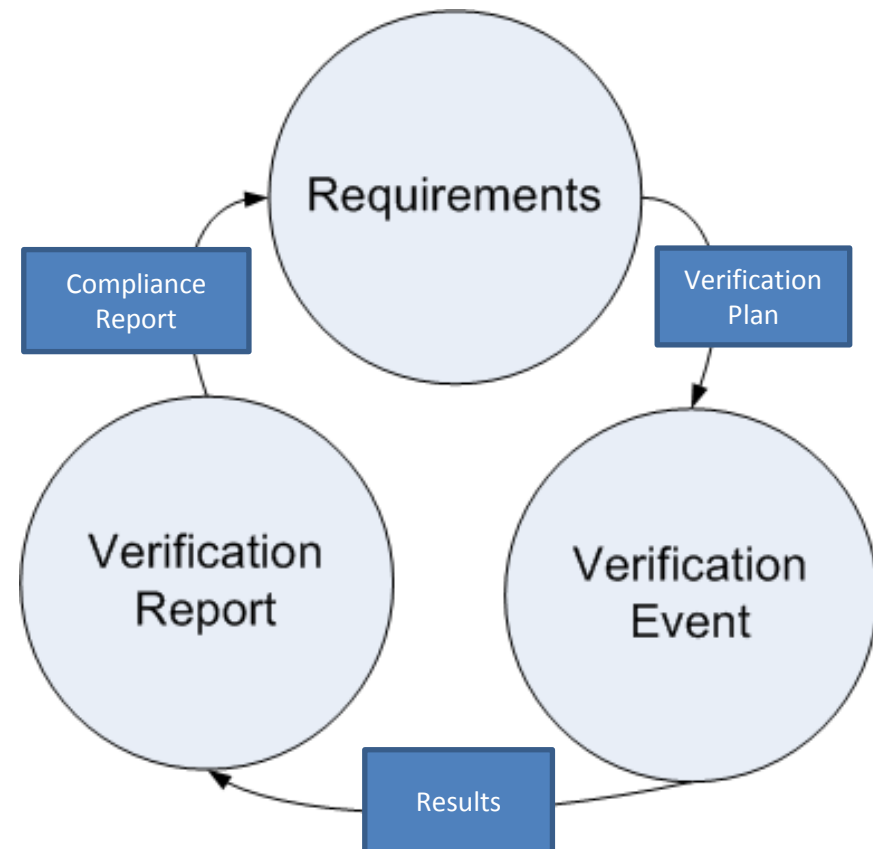


What is Closed Loop Requirements Verification?



Bi-directional traceability of requirements to design features and A, D, I, T, activities that verify compliance of design with requirements.

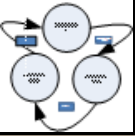
- Mapping of specification requirements to verification activities is basis for requirements verification plan; plan is supported by:
 - Asset utilization matrix
 - Requirements verification matrix
- Results of verification activities are captured in reports that evaluate performance against A, D, I, T objectives
- Compliance reports provide phase gate assessments of design compliance and culminate in final compliance report at FCA



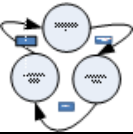
A = Analysis
D = Demonstration
I = Inspection
T = Test

FCA = Functional Configuration Audit

Non-Technical Data—Releasable to Foreign Persons



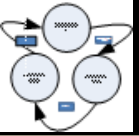
- **Background**
- **Objective**
- **Approach**
- **Accomplishment**
- **Conclusion**



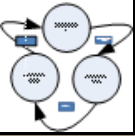
Project Objectives

Provide ability to map requirements to their verification plans and results bi-directionally

- Ensure each requirement supported by Verification Event
- Plan Verification Events to efficiently cover Verification Objectives
- Assess impact of requirements changes on Verification Plans
- Assess impact of Verification Plan changes on ability to verify requirements
- Ensure that each requirement traceable to verification results
- Evaluate risk due to product maturity
 - Risk = maturity = level to which requirements have been verified
- Communicate
 - All plan elements to all stakeholders (SE, Customer, Design, Test, and Analysis)
 - Ensure use of consistent nomenclature throughout project
 - No requirements corruptions during verification cycle
 - Reworded requirement may be interpreted as different requirement



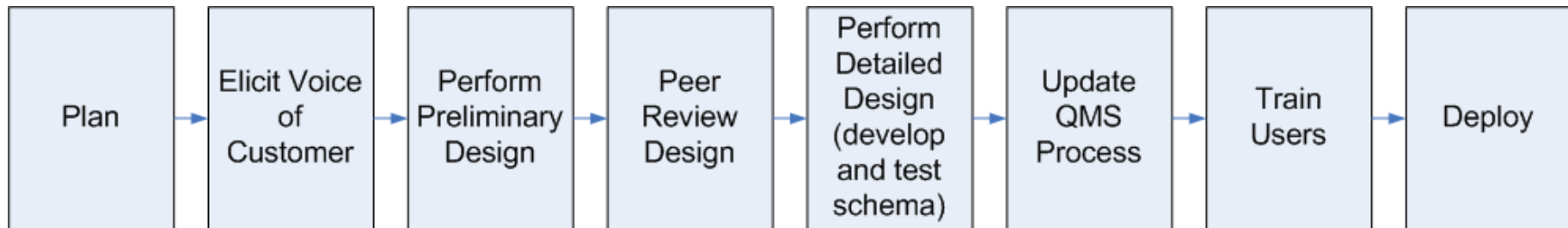
- **Background**
- **Objective**
- **Approach**
- **Accomplishment**
- **Conclusion**



Project Approach

Build on Standard Tools and Processes

- Use existing Requirements Management Tool
- Support existing CMMI Level III, AS9100/ISO 9001 processes
- Develop automated reports to fill common needs
 - Requirements Verification Matrix
 - Requirements Verification Plan
 - Verification event Objectives
 - Functional Configuration Audit

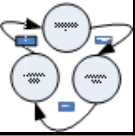


CMMI = (Capability Maturity Model® Integration)

ISO = International Standards Organization

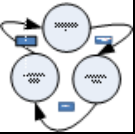
7 QMS = Quality Management System

Non-Technical Data—Releasable to Foreign Persons



Agenda

- **Background**
- **Objective**
- **Approach**
- **Accomplishment**
- **Conclusion**

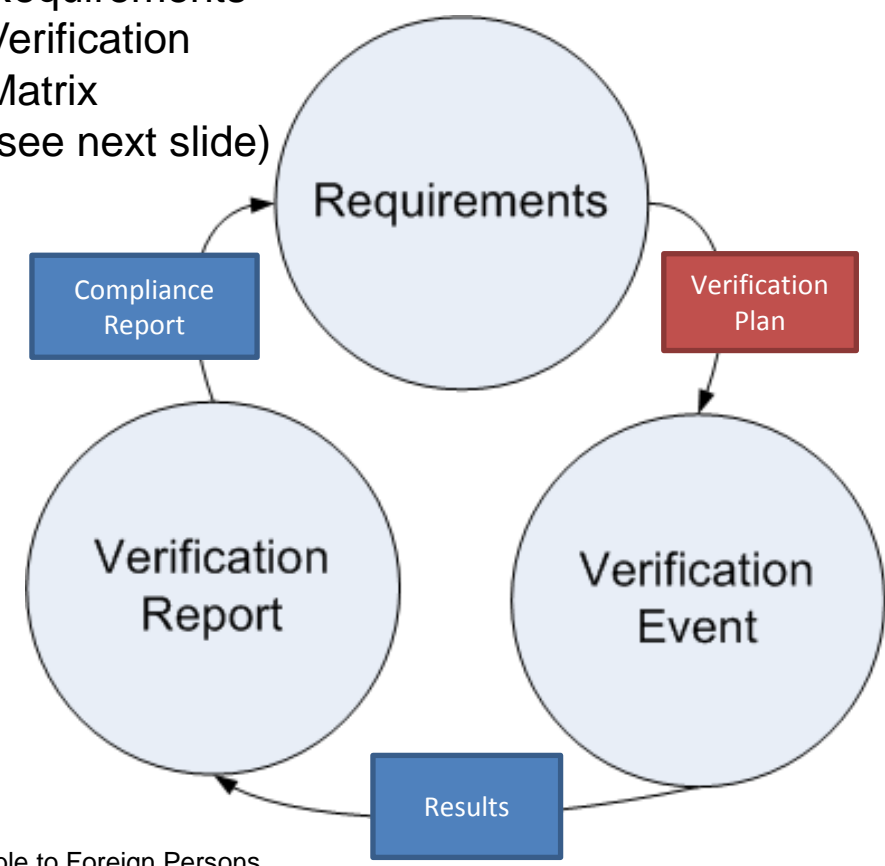


Requirements Verification Matrix Development

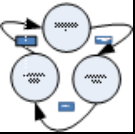


- Initial Program Plan
- Customer Technical Requirements
- Standard Capabilities
- Analyze Program Plan for verification timing (phase) needs
- Analyze Customer Technical Requirements for verification technical needs
- Analyze Program Plan and Standard Capabilities for availability of verification resources

Requirements Verification Matrix (see next slide)



Non-Technical Data—Releasable to Foreign Persons



Requirements Verification Matrix Outputs

Name	ROIN	Verification Method - Conceptual	Verification Method - Development	Verification Method - Qualification	Verification Method - Production
Drop 1.5 m	1331	Analysis	Test	Test	N/A
Drop 12 m	1332	Analysis	Test	Test	N/A
Drop, 40 Foot - Packaged Fuzes	0903	Analysis	Test	Test	N/A
Drop, Five-Foot - Bare Fuzes	0902	Analysis	Test	Test	Test
Drop, Low Velocity Air Drop - Packaged Fuzes	0904	Analysis	Test	Test	N/A
Drop, Malfunctioning Air Drop - Packaged Fuzes	0905	Analysis	Test	Test	N/A
Drop, Seven-Foot - Packaged Fuzes	0906	Analysis	Test	Test	Test
Dust	0908	Analysis	Test	Test	Test
Electromagnetic Pulse, High-Altitude (HEMP) - 0909	0909	None	Analysis	Test	Test
Electromagnetic Radiation, Hazards of to Ordn	0930	None	Analysis	Test	Test
Electromagnetic Radiation, Hazards of to Ordn	0931	None	Analysis	Test	Test
Electromagnetic Radiation, Operational (EMRO)	0910	None	Analysis	Test	Test
Electrostatic Discharge, Helicopter (HESD) - Pz	0911	None	Analysis	Test	Test
Electrostatic Discharge, Personnel (PESD) - Ba	0912	None	Analysis	Test	Test

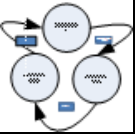
Analyst View in Systems Engineering Tool

Export to EXCEL for other groups

Standard RVM for Specification Documents

Paragraph	Title	Verification Methods and Phases													
		Conceptual		Development		Qualification		Production		N/A		N/A			
		A	D	A	D	A	D	A	D	A	D	A	D		
3.1	Drop 1.5 m	X				X									X
3.2	Drop 12 m	X				X									X
3.3	Drop, 40 Foot - Packaged Fuzes	X				X				X					X
3.4	Drop, Five-Foot - Bare Fuzes	X				X				X					X
3.5	Drop, Low Velocity Air Drop - Packaged Fuzes	X				X				X					X
3.6	Drop, Malfunctioning Air Drop - Packaged Fuzes	X				X				X					X
3.7	Drop, Seven-Foot - Packaged Fuzes	X				X				X					X
3.8	Dust	X				X				X					X
3.9	Electromagnetic Pulse, High-Altitude (HEMP) - Packaged Fuzes					X				X					X
3.10	Electromagnetic Radiation, Hazards of to Ordnance (HERO) - Bare Fuzes					X				X					X
3.11	Electromagnetic Radiation, Hazards of to Ordnance (HERO) - Packaged Fuzes					X				X					X
3.12	Electromagnetic Radiation, Operational (EMRO) - Bare Fuzes					X				X					X
3.13	Electrostatic Discharge, Helicopter (HESD) - Packaged Fuzes					X				X					X
3.14	Electrostatic Discharge, Personnel (PESD) - Bare Fuzes					X				X					X

Non-Technical Data—Releasable to Foreign Persons

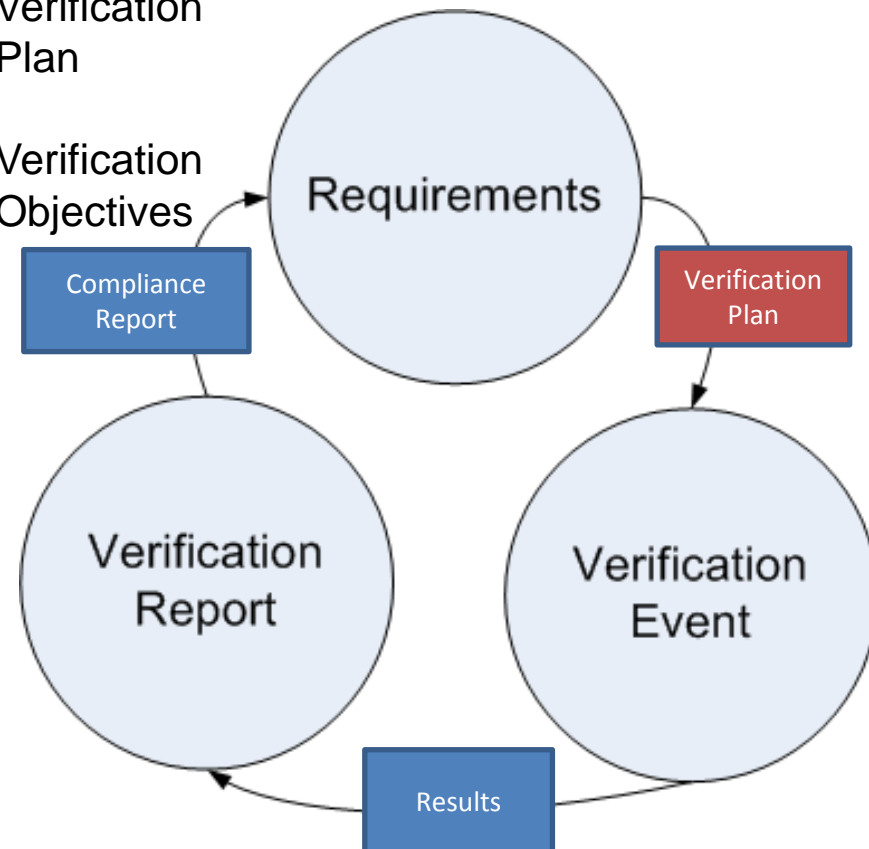


Requirements Verification Plan Development

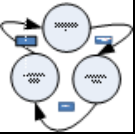


- Detailed Program Schedules
- Requirements Verification Matrix
- Preliminary Design Information
- Update verification timing needs analysis
- Update verification technical needs analysis
- Create Verification Objectives for requirements
- Assign Verification Objectives to Verification Events

- Requirements Verification Plan
- Verification Objectives



Non-Technical Data—Releasable to Foreign Persons



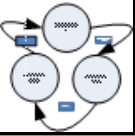
Requirements Verification Plan Report



		Verification Method													
		Conceptual				Development				Qualification					
Title	ROIN	Analysis	Demonstration	Inspection	Test	N/A	Analysis	Demonstration	Inspection	Test	N/A	Analysis	Demonstration	Inspection	Test
Drop, 40 Foot - Packaged Fuzes	0903	Analysis 100 Environments (1),								Test 250 Drop Tests (1)					X
Drop, 40 Foot - Packaged Fuzes	0903									Test 200 Safety Qualification (1)					
Drop, 40 Foot - Packaged Fuzes	0903														Test 300 Safety Qualification (1)
Drop, 40 Foot - Packaged Fuzes	0903														Test 350 Drop Tests (1)
Drop, 40 Foot - Packaged Fuzes	0903									Test 200 Environments (1)					
Drop, Five-Foot - Bare Fuzes	0902	Analysis 100 Environments (1),													X
Drop, Five-Foot - Bare Fuzes	0902									Test 250 Drop Tests (1)					
Drop, Five-Foot - Bare Fuzes	0902									Test 200 Safety Qualification (1)					
Drop, Five-Foot - Bare Fuzes	0902														Test 300 Safety Qualification (1)
Drop, Five-Foot - Bare Fuzes	0902														Test 350 Drop Tests (1)
Drop, Low Velocity Air Drog		Analysis 100													

Method, Verification Event by Phase

Methods, identified in RVM but not used, flagged



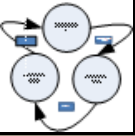
Objectives Matrix Report

Test 300 Safety Qualification			
Objective Number	Objective Title	Success Criteria	Data Requirements
1	Verify that widget is safe following drops	The widget S&A remains in the safe state after the required drops.	Data in accordance with MIL-STD-ZYZ.
2	Verify that widget is safe following EMI exposure	The widget explosive components do not detonate in the presence of the required fields.	Data in accordance with MIL-STD-EMI.

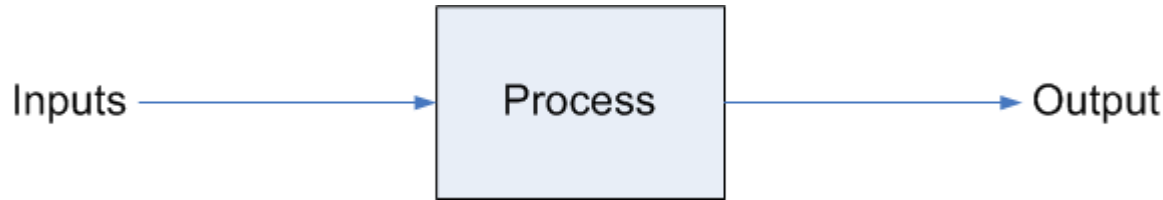
Insert Objectives at beginning of plan and report:

- Analysis
- Demonstration
- Inspection or
- Test

Non-Technical Data—Releasable to Foreign Persons

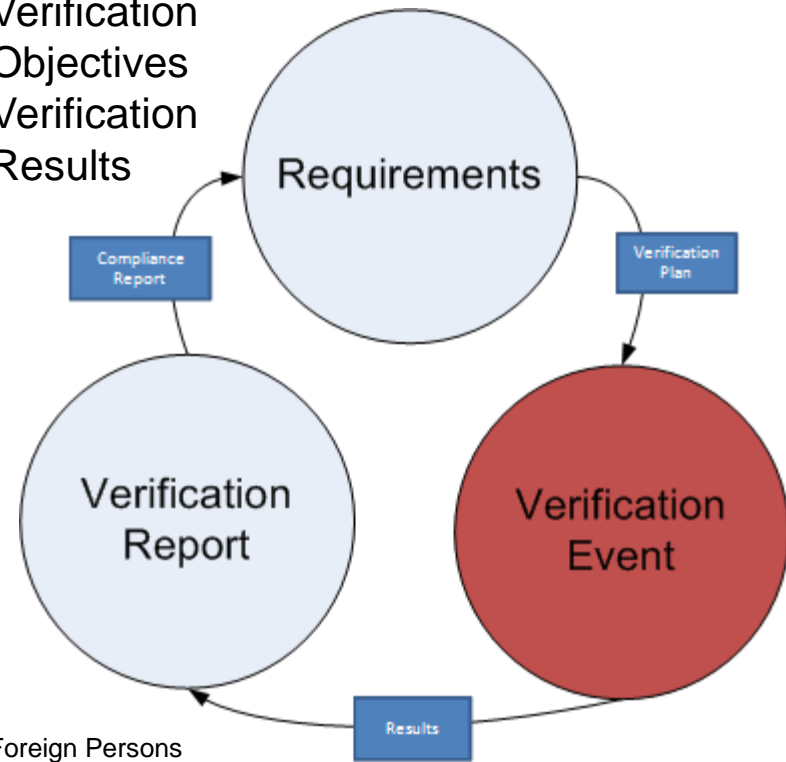


Requirements Verification Execution

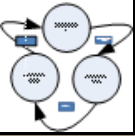


- Requirements Verification Plan
- Verification Objectives
- Prepare Verification Event Plan
 - Verification Objectives
 - Special equipment needs
 - Staffing
 - Facilities required
 - Security considerations
 - Safety considerations
- Perform the verification
 - Analysis
 - Demonstration
 - Inspection or
 - Test

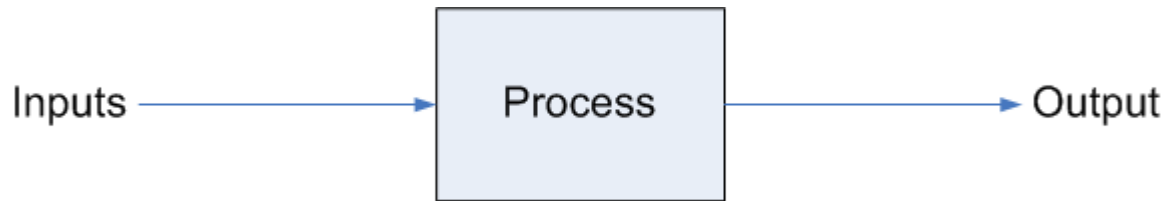
- Requirements Verification Report
- Verification Objectives
- Verification Results



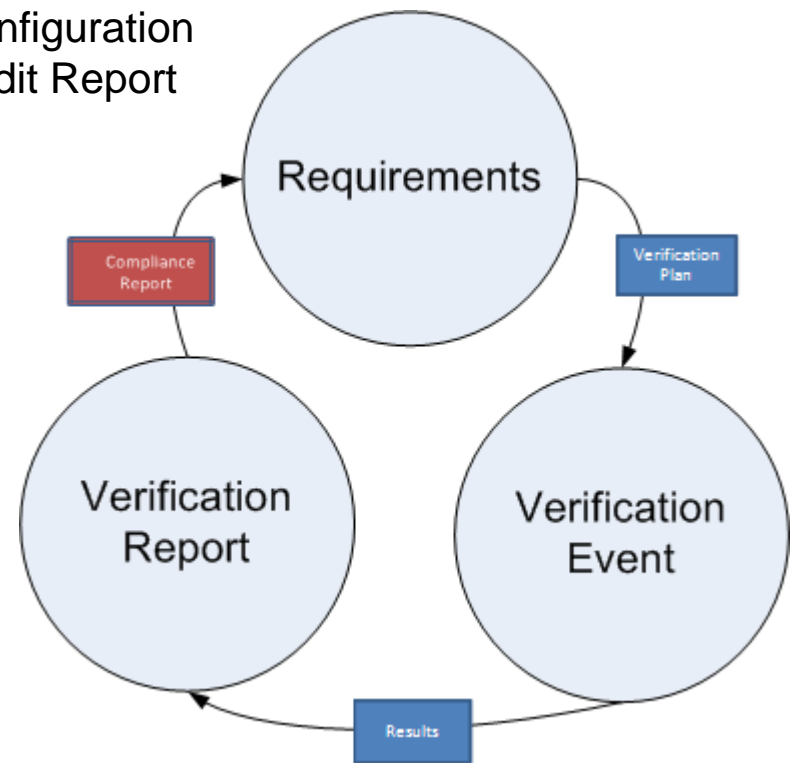
Non-Technical Data—Releasable to Foreign Persons



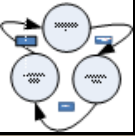
Functional Configuration Audit



- Requirements in Database
- Verification Events & Objectives in Database
- Verification Reports in Configuration Management
- Run the tool
- Functional Configuration Audit Report



Non-Technical Data—Releasable to Foreign Persons



Functional Configuration Audit Report



1330612084993.xlsm - Microsoft Excel

File Home Insert Page Layout Formulas Data Review View Developer

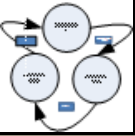
Clipboard Font Alignment Number Cells Editing

A3 fx Drop, 40 Foot - Packaged Fuzes

	A	B	C	D	E	F
1	Requirements		Verification			Compliance
2	Name	ROIN	Event Name	Objective	Report	Status
3	Drop, 40 Foot - Packaged Fuzes	0903-1	Analysis 100 Environments	Verify that widget meets drop requirements		
4			Test 250 Drop Tests	Verify that widget meets drop requirements	0157603-	Pass
5			Test 300 Safety Qualification	Verify that widget is safe following drops	0170686-	Pass
6	Electromagnetic Radiation, Operational (EMRO) - Bare Fuzes	0910-1	Test 200 Safety Qualification	Verify that widget is safe following EMI exposure	0159065-	Pass
7	Electrostatic Discharge, Personnel (PESD) - Factory Handling	0914-1	Analysis 100 Environments	Verify that widget meets ESD requirements		
8			Test	Verify that widget is safe following EMI exposure	0159065-	Pass

Click the link to go to configuration managed report

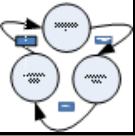
Non-Technical Data—Releasable to Foreign Persons



Agenda



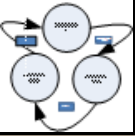
- **Background**
- **Objective**
- **Approach**
- **Accomplishment**
- **Conclusion**



Conclusion

Provide ability to map requirements to their verification plans and results bi-directionally

- ✓ Ensure each requirement supported by Verification Event
- ✓ Plan Verification Events to efficiently cover Verification Objectives
- ✓ Assess impact of requirements changes on Verification Plans
- ✓ Assess impact of Verification Plan changes on ability to verify requirements
- ✓ Ensure that each requirement traceable to verification results
- ✓ Evaluate risk due to product maturity
 - ✓ Risk = maturity = level to which requirements have been verified
- ✓ Ensure use of consistent nomenclature throughout project
 - ✓ No requirements corruptions during verification cycle
 - ✓ Reworded requirement may be interpreted as different requirement

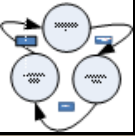


- **Project Sponsor:**

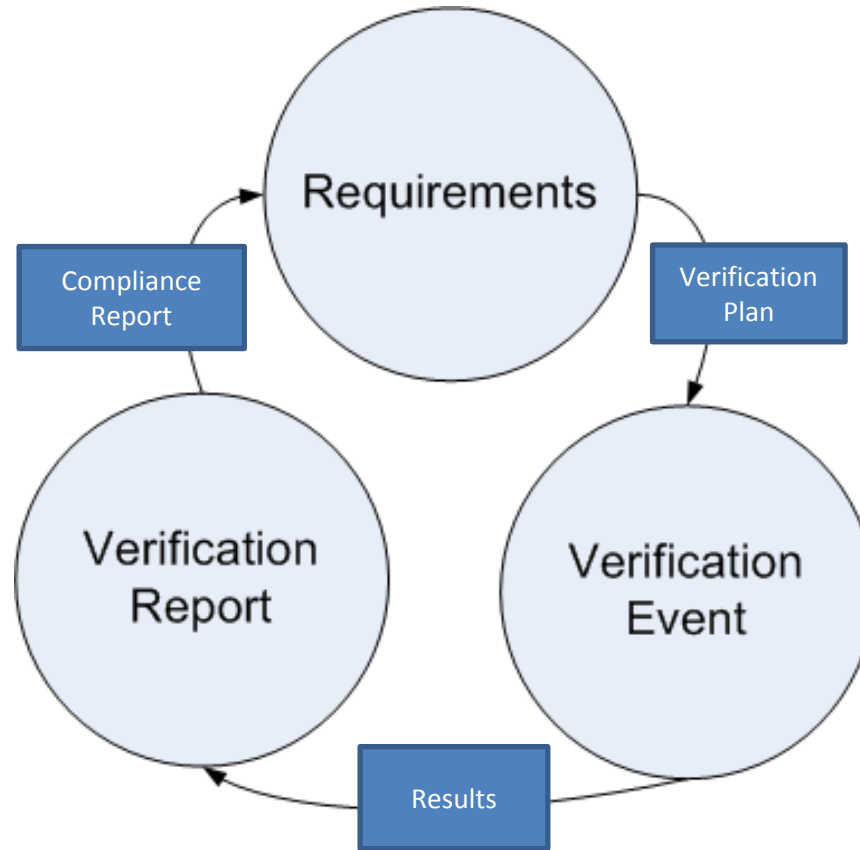
Mr James Kalberer

- **Teamcenter Systems Engineering Technical Wizardry:**

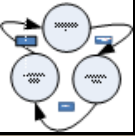
Ms Krista Vilandre



Closed Loop Requirements Verification Planning



Non-Technical Data—Releasable to Foreign Persons



Contact information:

- Name: **Robert S. Hunter**
- Phone Number: **763-744-5013**
- Company: **ATK Advanced Weapons**

Abstract ID Number: