



MARINE CORPS SYSTEMS COMMAND

HOME OF THE MARINE CORPS ACQUISITION PROFESSIONALS

USMC Battery Efforts Justin Govar

**Joint Service Power Expo
VERSION 1 / August 11, 2015**



- Overview of EPS
- USMC battery drivers
- USMC battery needs and programs
- EPS R&D efforts
- Upcoming opportunities
- Conclusion



MARINE CORPS SYSTEMS COMMAND


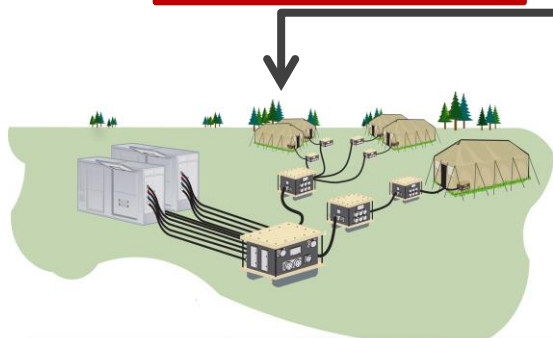
HOME OF THE MARINE CORPS ACQUISITION PROFESSIONALS

EPS Program Office



Mobile Power,
Water and Fuel

Advanced Power Team





Radio Power Adaptors



Power Supplies



Renewable Energy



Hybrid Systems



Battery Management / Sustainment Systems





- More disperse operations
- Resupply requirements
- Growth in electrically powered gear
- Digital data
- IED protection
- Mobility concerns
- Cost



1990

65.40 lbs – 67.40 lbs



Increase of ~ 27 to 30 lbs/Marine



- Representative of Marine assault load
- Does not include billet specific items
- Does not include spare batteries

2009

92.69 lbs – 98.28 lbs





MARINE CORPS SYSTEMS COMMAND

HOME OF THE MARINE CORPS ACQUISITION PROFESSIONALS

Individual Marine Power Requirements 1990

Angle Head Flashlight
D Cell Battery
Qty: 2





MARINE CORPS SYSTEMS COMMAND

HOME OF THE MARINE CORPS ACQUISITION PROFESSIONALS

Individual Marine Power Requirements 2010



AN / PVS-17
AA Battery



AN / PVS-14
AA Battery



AN / PAS-13D
AA Battery



AN / PEQ-16A
CR-123A Battery



Hand-held flashlight
AA Battery



MIOX Water Purifier
CR-123A Battery



AN / PSC-13 D-DACT
Unique or AA Battery



DAGR
AA Battery



AN / PRC - 148 or 152
Unique Batteries



AN / PRC-153
Unique Battery



Quiet Pro Headset
Unique Battery
CR-123A



Squad Digital Camera
Unique Battery



AN / PRC-117F
BA-5590 / BA-5390 / BB-2590 Batteries



Rugged Laptop
Unique Battery



Hybrid and Grid Systems



Large format batteries
Hybrids - High energy density
Grids - High power density
High cycle life
Low cost

Vehicles



High Power – SIL applications
High Energy – Silent watch

Weapon Systems



Wide Range of Needs
High Energy

Man Portable Applications



High energy
Physically rugged
Quickly exchangeable
Right size



Small Cell Development



Higher energy cells
Rechargeable mandate
Rechargeable 123A

Alternate Form Factor Batteries



Family of battery sizes
Low profile batteries

Portable Power Generation



Renewable energy
Portable generators

Wireless Charging



Power > 300W
Distance > 2 ft
Eff > 80%
Number of systems > 5
High degrees of freedom

Standards Development



Family of batteries
Interface standards
Connector standards
Mission power planning

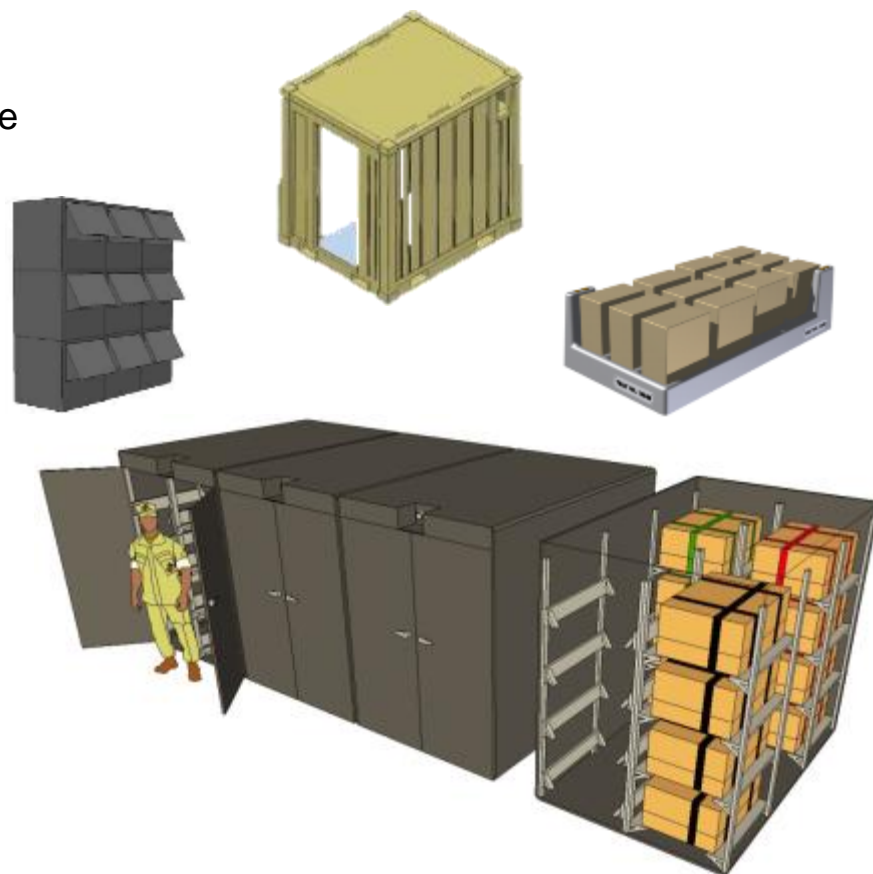


- Replacement of the SPC
 - More efficient
 - High power/selectable power
 - Charge new battery times
 - Faster battery charge time
 - Volume and weight reduction
 - High environmental survivability
- Planned FY16 RFP release for production items





- Recent Marine Corps study found that vessels caring Marine Corps assets are inadequate to meet future large format lithium battery storage needs.
- Problem
 - Growth in lithium batteries
 - Lack of proper ground and ship based storage
 - Million in damaged batteries
 - Lack of maintenance capabilities
- Critical Parameters
 - Safety
 - Electrical Interface (Interoperability)
 - Mobility
 - Modularity
 - Autonomous maintenance
 - Environmental Control
 - User Feedback





Generator

- Militarized generator
 - Flexible Fuel
- Universal Generator Control Technology (Remote start/stop)



Power Inverter

- High Efficiency Inverter
 - Fully Ruggedized
 - 3-Phase Power
- 2-Way DC/DC Converter



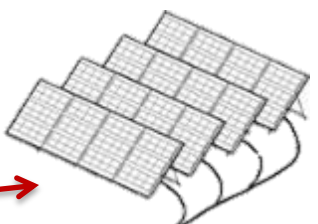
Trailer

- Military HMMWV Trailer
 - Trailer Mounting & Integration Hardware



Cables

- Power and Data Cables
- Environmentally Rugged
- Quick Connect Tech.



Expeditionary Solar Array

- Lightweight, Compact Composite Panels
 - Rugged and rapidly deployable



Battery

- High Energy Density
- Modular & Expandable
- Broad Operating Temperature Range



Intelligent Controller

- Software Controls
- Human Interface
- Compact Electronics

Development effort focuses on smaller, lighter, more efficient, easily maintainable systems.



Compact High Density Tactical Energy Storage



Objective

Advance module-level energy storage technology to expand the envelope of safe storage, transport and operating conditions.

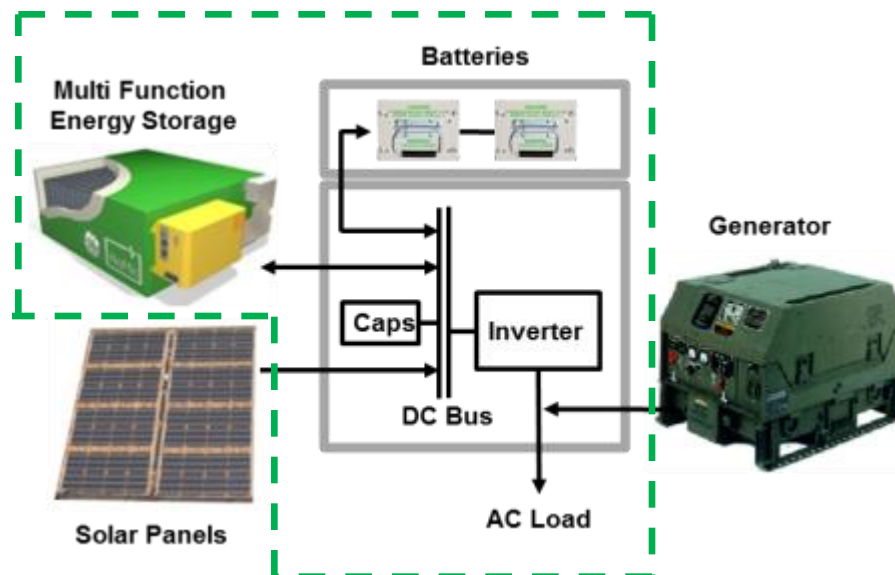


Approach

Scalable/modular energy storage
High cycle life battery chemistries
Reconfigurable, cell level control technology
Communication and controls integration

What it means to the warfighter

Reduce need for fuel resupply
Support future high pulse loads
Common use, transportable, high density
Enable Safe operation, storage, and transport
Advance open system architecture concepts
Enable intermittent silent watch



Modular, Scalable, Safe and Compact High Energy Density Sodium Metal Halide Battery

Program Objectives

Develop and demonstrate a modular, scalable, safe, and compact high density sodium metal halide battery energy storage (ES) with optimized complementary DC to DC converter integrated with BMS for MEHPS applications.

Naval Relevance

- + 10-15 year operational life, >4500 cycles
- + Safer chemistry
- + Extremely long shelf life (~20 yrs)
- + Robust operation, independent of ambient temperature.

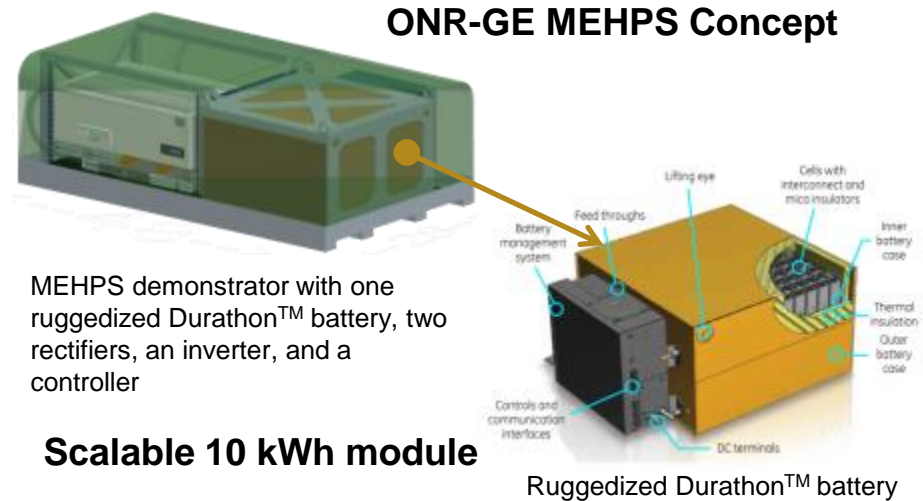
Technical Approach

Base Phase (BP) / Phase I:

- Ruggedize Durathon™ battery for MEHPS application
- Demonstrate hybrid power system with ES and emulated solar PV, diesel gensets, and loads.
- Develop integrated DC/DC converter with BMS concept.

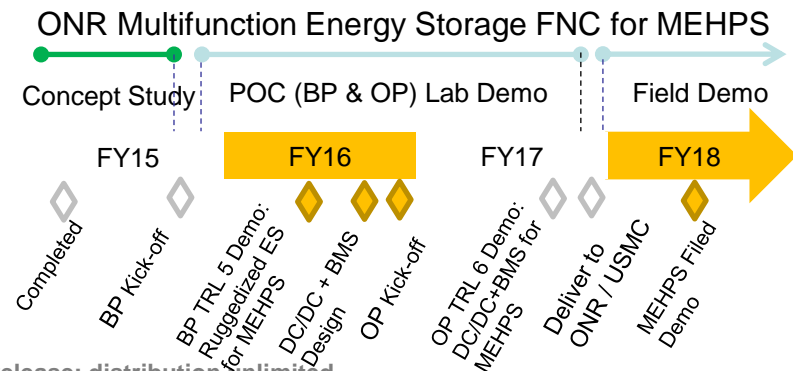
Option Phase (OP) / Phase II:

- Design and prototype integrated DC/DC converter with BMS
- Integrate the prototype component into base phase demonstrator
- Demonstrate fully integrated system with combined DC/DC & BMS.



Goals / Accomplishments by FY

- ✓ Pre-contract cost agreement: May 12, 2015
- ✓ Project kick-off: June 5, 2015 (Tcon & WebEx)
- ✓ Post-award Scope of Work review: August 7, 2015.



Compact High-Density Tactical Energy Storage

Objectives:


1. Reduce impedance growth and improve high temperature performance of Lithium Titanate (LTO) cells
2. Incorporate cells into a modular system design (including BMS), capable of being extended up to 12kWh of total energy storage
3. 65 Wh/kg energy density at cell level
4. <\$450/kWh goal in high volume production
5. Indefinite 0V storage (and shipment)

Naval Relevance:

- Long cycle life (20k – 80k 80% depth-of-discharge, 2C/2C cycles)
- Safe chemistry

Technical Approach:

- Investigate alternative electrolytes, including alternative salts and advanced additives along with alternative formation procedures with the goal of forming a stable, low impedance surface coating on the LTO.
- Work closely with material suppliers to investigate and test alternative fabrication techniques and surface treatments.
- Screen LTO from suppliers to identify and implement the best materials for high temperature life.
- Modify the cell design, especially the positive to negative ratio (LTO allows negative or positive limited designs vs. graphite where negative electrode excess is always required to avoid lithium plating), to optimize cycle and calendar life.
- Test and improve (as necessary) the safety profile of the cells under all relevant abuse conditions (nail penetration, short-circuit, over-charge, crush, over-discharge, etc.) to ensure excellent abuse tolerance.



LTO operates in a potential range far from lithium plating providing cycle life and safety advantage.

Goals / Accomplishments by FY:

- Pre-contract Cost Agreement: 19 March 2015
- Contract Award: 29 June 2015
- 1st 6 months: Focus on reducing gas generation rate at 55°C
- 2nd 6 months: Focus on reducing impedance growth and improve the cycling stability
- 3rd 6 months: Optimize cell and battery module for performance and cost
- 18-month option period to achieve TRL 6



High Efficiency Lithium-ion Lightweight Assembly (HELLA) Battery



Objectives:

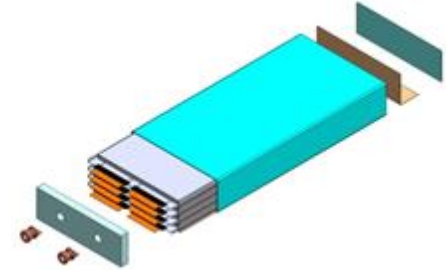
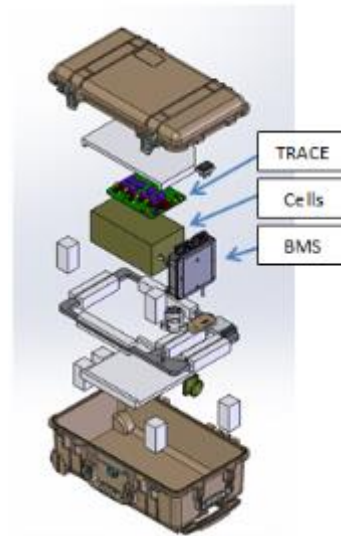
- Highly energy dense battery cell
- Potential to meet objective cycle life goals of 20,000 cycles.
- 1-Marine portability, 1300 Wh module, 32 lbs.

Naval Relevance:

- Advanced energy storage approach relevant to the USMC
- High energy density potential
- TRACE system will allow interoperability with multiple systems and chemistries

Technical Approach:

- Advanced Nickel Cobalt Manganese oxide (NCM) chemistry
- EPT-Yardney to develop battery cell and perform critical safety and performance testing and develop the accompanying Battery management System (BMS)
- Iris to develop Translator/Regulator Adaptive Control Electronics (TRACE) module for plug & play communication with the host hybrid system, facilitate safe and efficient charging and discharging, protect the HELLA from external faults, and protect users and equipment from battery events.



HELLA UNIT CELL CONCEPT, WITH THE CONSTITUENT CELLS PACKAGED IN THE INTER-CELL SEPARATOR SYSTEM

Goals / Accomplishments by FY:

- Precontract Cost Agreement: 10 April 2015
- Contract award: 29 May 2015
- Requirements Definition: Apr-Jun 2015
- SRR held at Yardney 10 July 2015
- Battery Cell & BMS Development: Jun – Apr 2016
- TRACE Development: Jun – Jan 2016
- Battery Enclosure: Jun – Jan 2016
- Integration & Test (TRL 5): Jan – Jun 2016
- Delivery of TRL 5 HELLA Battery 30 Oct 2016
- 18-month option period to achieve TRL 6



- ONR FNC Programs
 - Renewable Sustainable Expeditionary Power (FY12-FY15)
 - Multifunction Energy Storage FNC (FY15-FY17)
- Rapid Innovation Fund Programs
 - Integrated Hybrid Power System
 - Iris Technologies
 - Renewable and Efficient Electronic Solution
 - Protonex
 - Generator Controls w/ Intelligent Power Distribution
 - IPERC
 - Remote Water Purification System
 - Marine Dynamic Design
 - Gray Water Conditioning System
 - Marine Dynamic Design
 - Scalable Hybrid Intelligent Power System
 - Iris Technology



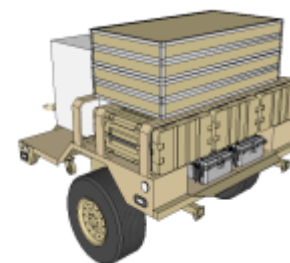


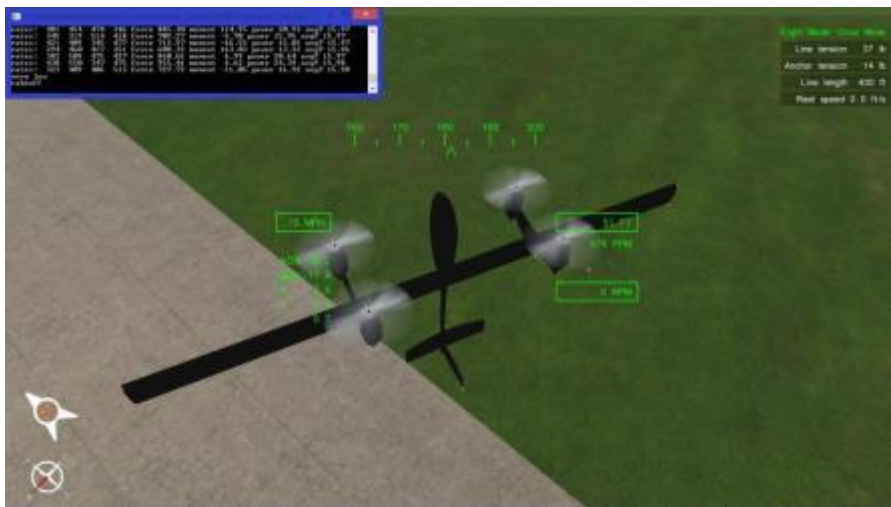
- **4 Active Topics -**

- Battery Maintenance
 - One Phase 2 Contract (FY15 end)
- Fuel Efficient FOB
 - Three Phase 2 Contracts (FY15 end)
- Renewable Energy System Trailer
 - Three Phase 2 Contracts (FY15 end)
- Lighten the Load
 - One Phase 2 Contract (FY15 end)

- **3 New Topics**

- Harvestable Energy in Covered Locations
- Platoon and Squad Water Purification Technology
- Light Weight and Compact Renewable Energy Systems in the 1kW power range





Tethered Autonomous UAV

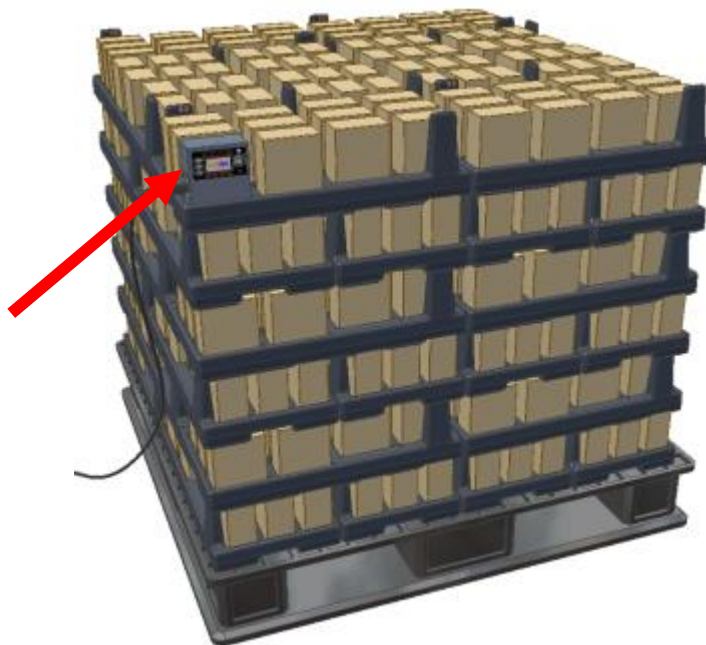
- 24' wing-span UAV (120 lbs.)
- 8 control surfaces
- Emergency parachute
- 500' tether (25 lbs)
- Vertical take-off and landing
- 7' LTT Trailer-mounted Ground Station
- 9kW of Electrical Power
- Wide area persistence surveillance
- Communication relay

Vehicle Design






Controller



Battery Trays



**Shown
with
BB-2590/U
Batteries**





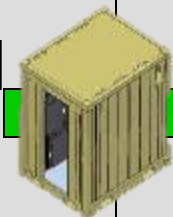

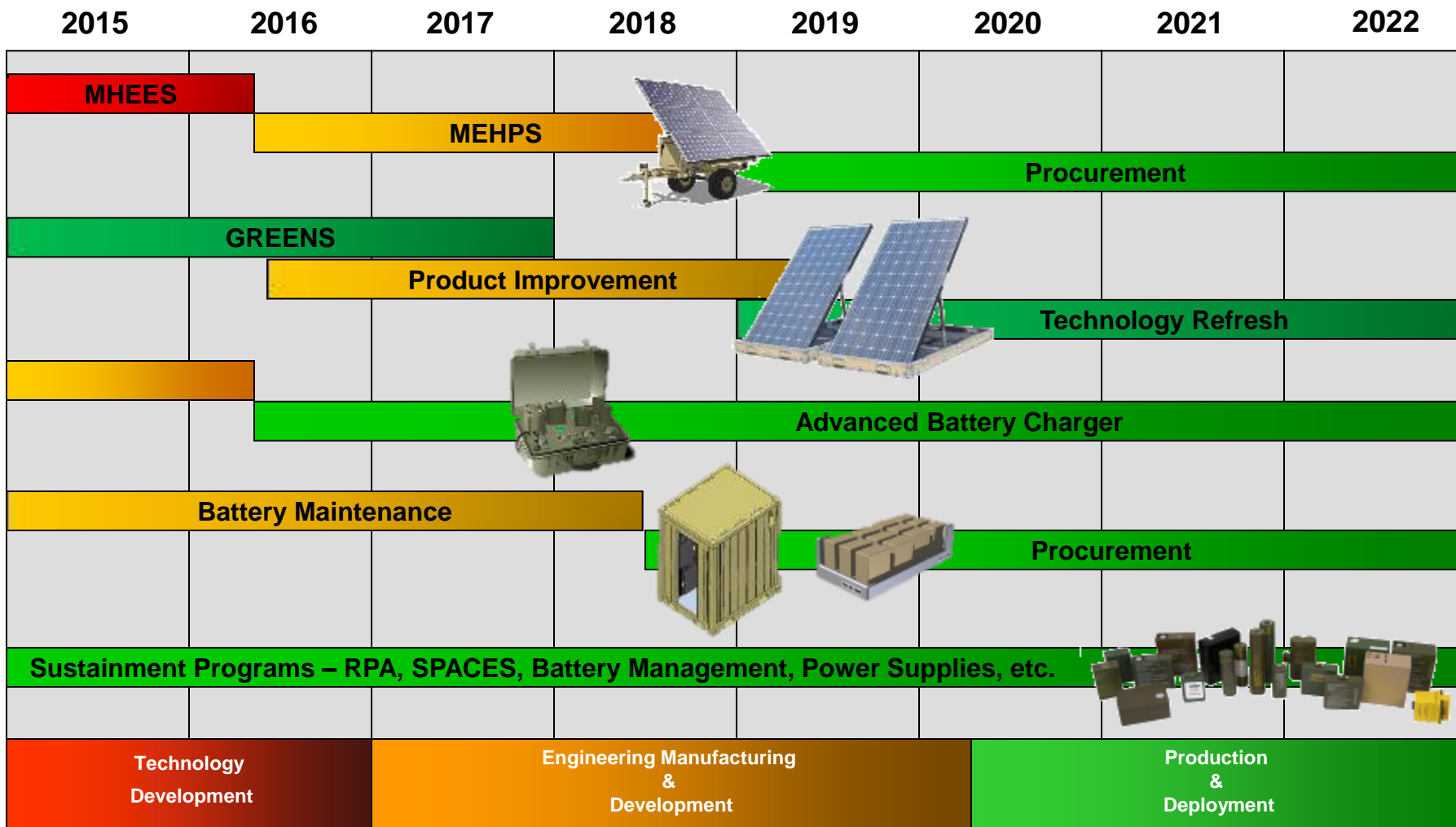
- Autonomous battery monitoring and charging
- User feedback on battery SOH
- Adaptable for multiple battery types
- Stackable for storage



MARINE CORPS SYSTEMS COMMAND

HOME OF THE MARINE CORPS ACQUISITION PROFESSIONALS

Advanced Power Sources Key Initiatives



SPACES – Solar Power Adaptor for Communications Equipment System (30 Watt continuous)
 GREENS – Ground Renewable Expeditionary Energy Network System (300 Watt continuous)

MHEES – Medium Hybrid Expeditionary Energy System
 MEHPS – Mobile Electric hybrid Power System



Title	Funding	RFP Release
Mobile Electric Hybrid Power System (MEHPS)	RDT&E	Fall 2015
Energy Storage for Micro Grids	RDT&E	Future
Advanced Battery Charger	PMC	Fall 2015
Platoon Water Purification System	-	Future
Individual Water Purification System	PMC	Summer 2017
Renewable Energy in Covered Locations SBIR	RDT&E	Now
Light Weight Hybrid Systems SBIR	RDT&E	Now
Small Light Weight Water Purification SBIR	RDT&E	Now
Battery Maintenance Capability	PMC	Summer 2018
MEHPS Production	PMC	Fall 2017
Tech Refresh of Systems	-	various



MARINE CORPS SYSTEMS COMMAND

HOME OF THE MARINE CORPS ACQUISITION PROFESSIONALS

Further Information

Email questions to:
PM_EPS@usmc.mil

Find more programmatic information:

<http://www.marcorsyscom.marines.mil/ProgramOffices/EPHome.aspx>

www.onr.navy.mil

<http://www.hqmc.marines.mil/e2o/E2OHome.aspx>

Current / Future Solicitations:

www.fedbizopps.gov

Any questions about on-going solicitations:

Must contact the listed Contracting Officer in the solicitation

