

SPECIAL OPERATIONS FORCES INDUSTRY CONFERENCE



COL Steve Allen

DIRECTOR

Leveraging Commercial/
Conventional Capabilities
to Support SOF Worldwide

LOGISTICS



J4 Logistics Mission

- J4 ensures worldwide logistic support through coordinating, planning guidance, analysis in support of Unified Commands, Services, Components, Theater Special Operations Commands (TSOCs)
- Establishes, and executes SOF logistics policy to ensure material readiness
- Develops and promulgates logistics concepts, strategy and procedures



SOF Logistics Operational Environment

UNCLASSIFIED



Generates and leverages conventional and non-standard logistics support globally to enable rapid and flexible SOF response and sustainment across the range of military operations.

UNCLASSIFIED

DISTRIBUTION A: APPROVED FOR PUBLIC RELEASE

J4 Logistics Directorate



J43 OPERATIONAL LOGISTICS

Operational Logistics

- GMSC / GSG Aligned
- J3 Embeds
- TSOC/JSOC Focus
- Component Focus
- 12XX and 127E
- Global Force Mgt
- SOJTF-OIR
- SOJTF-A/B
- Operational Spt Airlift

J45 STRATEGIC LOGISTICS

- Strategic Logistics Focus
- Joint Doctrine/Policy/Strategy
- J51 Plans Embed
- SOF Log Education
- OCS Oversight
- DRRS-S Equipment/Materiel Readiness
- ACSA/Agreements

J41 MATERIEL MGMT

Mat'l Mgmt Activity

- Authorizations
- Cataloging
- Chain of Custody
- LMIS – Log Mgt Info Sys

Program Management

- SOF AT&L PEO/PM Embed
- Acq Life Cycle Logistics
 - Develop, Test, Acquire New Systems
 - Field Capability to Users
 - Assess & Sustain Fielded Systems

J42 ACQUISITION LOGISTICS

J44 CORE LOGISTICS

- Property Management & Policy
- Munitions Supt /Replenishment
- Operational Engineer/ Contingency
- Joint Petroleum Planning/ Coord
- Strategic Transportation/Distribution
- Maintenance Readiness

D-CELL

- Bare Base Build Teams
- Rapid Deployment, World-wide
- Tailorable / Scalable
- 30–45 Days Initial Establishment

SOF Logistics Network Challenges

- **Services Like**
- **No single Joint Supply System- Interoperability Challenges**
- **DOD-IG and FIAR**
- **J41: Analytical Tools for National Wholesale Inventory**
- **J42: Joint KPP/RAM Collection and Reporting**
- **J43: 12xx / 127E / Trans-Regional Logistics Operations**
- **J44: Property Accountability, Maintenance Readiness**
- **J45: Integrated Joint Planning for Trans-Regional Logistics Support, Joint Doctrine/Policy/Strategy, SOF Logistics Education, Operational Contracting Support (OSA), Acquisition Cross-Servicing Agreements (ACSAs)**

SOF Joint Sustainment Enterprise (SJSE)

Key Enablers

- 1. Policy
- 2. Process
- 3. People
- 4. Systems
- 5. Compliance

GAPS = potential opportunities!

Core Functions / Capabilities

Product Support Management:

- Authoritative Log Docs Policy
- Measure & Report Sustainment Metrics

Supply Chain Management:

- Enterprise Processes / Materiel Mgt
- SOF-Inventory Control Point

Property Management:

- Enterprise Accountability, Visibility & Reporting (Unclassified and Classified)
- HQs Property Support (SOCOM & TSOCS)
- Enterprise Individual Equipment Mgmt.

Reporting Management:

- Authorizations Management
- Maintenance Management
- Status Reporting

Value Proposition

SOF AT&L

- Increase Readiness
- Increase Effectiveness
- Increase Efficiency
- Enterprise Visibility
- Better Decisions

Enterprise Integration

Who We Serve

Components

Warfighters – operating footprints throughout the world

TSOCS

Key Partners

DoD Joint Staff Services DLA Vendors / Suppliers

(Includes logos for DoD, Joint Staff, U.S. Army, U.S. Marine Corps, U.S. Navy, U.S. Air Force, DLA, and OEM)

FY16 Sustainment

> 895K SO-P END ITEMS SUSTAINED

more than

307,000	Weapons, Accessories, Lasers, & Visual Augmentation Systems
211,000	Operator Survival/Equipment Items
63,000	Radios, SATCOM Terminals, Blue Force Trackers & Other C4 Equipment
103,500	Information Technology, Automation Devices & Systems
3,000	Counter IED
5,500	TCCC and CASEVAC Kits
5,000	SRSE Systems
2,700	Vehicles
197	Rotary Wing Aircraft
309	Maritime Craft & Systems
591	MISO Systems
581	Fixed Wing Aircraft & Systems
172,359	JOS Inventory
20,433	EPS Inventory

SOF LOGISTICS TEAM

96 Logisticians in J4 Directorate

INNOVATION

- Leveraging DSS at SOFSA
- GOLDesp for Inventory Management
- DPAS Property Accountability

NEW / ONGOING INITIATIVES

- Global SOF Operational Logistics Support
- Operational Contracting Support/Expansion of Joint Logistics in the ODTAAC
- 12xx Program Expansion
- SOF Forward Positioned Equipment Sets
- Low Volume / Low Density Lift
- Casualty Survivability in Remote and Austere Environments

ANNUAL SCOPE

- 20 MFPs; 40 (C)F&DRs
- Equipment Transactions:
 - 80,000+ Assets Fielded
 - 4,742 Cataloging Transactions (H9D)
- 8 Contracts Executed; \$15M in Annual O&M Obligations

Shaping SOF Logistics

- **Supporting efforts to shape/enhance global logistics support**
 - 12XX program support
 - Activity Sets, Prepositioning
 - Mobile Technology Repair Complex (MTRC)
 - SOFSA Forward concepts
 - SO-P Sustainment Decision Tree Tool
 - SOF Log IT construct development
 - SO-P equipment Visibility: Pushing SO-P wholesale data (H9D) into GCSS-J
 - SJSE Initiatives
 - MILSTRIP requisitioning
 - SOF Inventory Control Point
 - Authorizations Visibility
 - HQ USSOCOM Property & Retail Inventory Visibility

Industry Roles

- **Today**

- Small J4 program/services portfolio today
- CRADA (Cooperative Research and Development Agreement) efforts, Acquisition Logistics

- **Tomorrow**

- Executing SJSE initiatives; Potential opportunities may include:
 - SOF Inventory Control Point support
 - Item Management services
 - Primary Inventory Control Activity (PICA) reports & analyses for Supply Chain Mgt Oversight & Execution (SME Support)
 - Accountable Property System of Record (APSR) certification
 - Maintenance Data Collection, Analysis and Recommendations
 - CRADA opportunities for SOF Logistics IT elements, Portal Design

Summary

- **Collaborating with strategic and industry partners to sustain SOF in the future operating environment**
- **Logistics defines the operation's limits for success, and establishes the culmination point for the mission**

Most Special Operations require non-SOF assistance.

- SOF Logistics Capabilities built to sustain small scale short duration missions
- SOF relies heavily on the Joint Logistics Enterprise
- Speed of Operations outpacing systems, authorities & processes
- SOF is being asked to carry the load for acquisition and management of 12xx programs

Questions?

COL Steven L. Allen
 J4/Director of Logistics
 SOF AT&L/J4 Directorate of Logistics
 Room 376, Bldg 501E
 7701 Tampa Point Boulevard
 MacDill AFB, FL 33621-5323
 Comm (813) 826-0439, DSN 299-0439
 Email: steven.allen@socom.mil



"Quiet Professionals"



United States Special Operations Command



COL Jack Dills

PEO SOFSA

Mission and Vision



PEO SOFSA VISION

Enable Global SOF Operations through Dedicated Lifecycle Sustainment

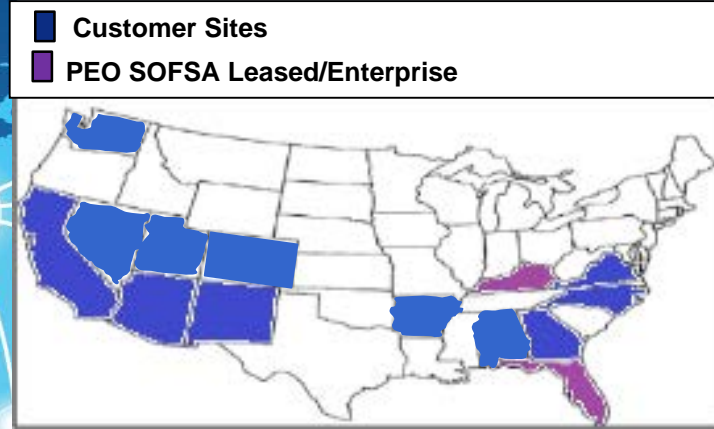
PEO SOFSA MISSION

Provide the SOF Community Dedicated, Rapid, Sophisticated, Broad and Cost-effective: Streamlined Design and Rapid Prototyping; Production, Modification, and Integration; and Lifecycle Sustainment

USSOCOM's Dedicated Support for SOF Logistics



Streamline Design & Rapid Prototyping



PEO SOFSA

PROGRAM EXECUTIVE OFFICE FOR SPECIAL OPERATIONS FORCES SUPPORT ACTIVITY



Life Cycle Sustainment Activities



Supporting ALL of USSOCOM



Production & Integration

PEO SOFSA Snapshot as of 31 Mar 17

UNCLASSIFIED

Locations:

Blue Grass Station (BGS) – Lexington, KY

Blue Grass Army Depot (BGAD) – Richmond, KY

Fayetteville, NC

Fort Walton Beach, FL

Crestview, FL

Logistics:

Lines of Equipment: 52,643

Units of Equipment: 4,544,598

Value of Equipment: \$2.9B

FY16 Receipts: 42,856

FY16 Issues: 56,124

FY16 Disposition Shipments: 11,314

Facility Improvement Plan:

Building square footage: 2.04M

Outside storage square footage: 541K

Personnel:

Military – 1 (O-6)

DOD civilian employees – 46

Contractor support – 10

Total LM SOF/CLSS Contractor personnel – 3,755

CONUS locations – 3,367

OCONUS locations – 388 / Multiple Countries

Contracting Actions and Obligations on H92254-D-0001 (FY10 to Date):

10,231 Actions

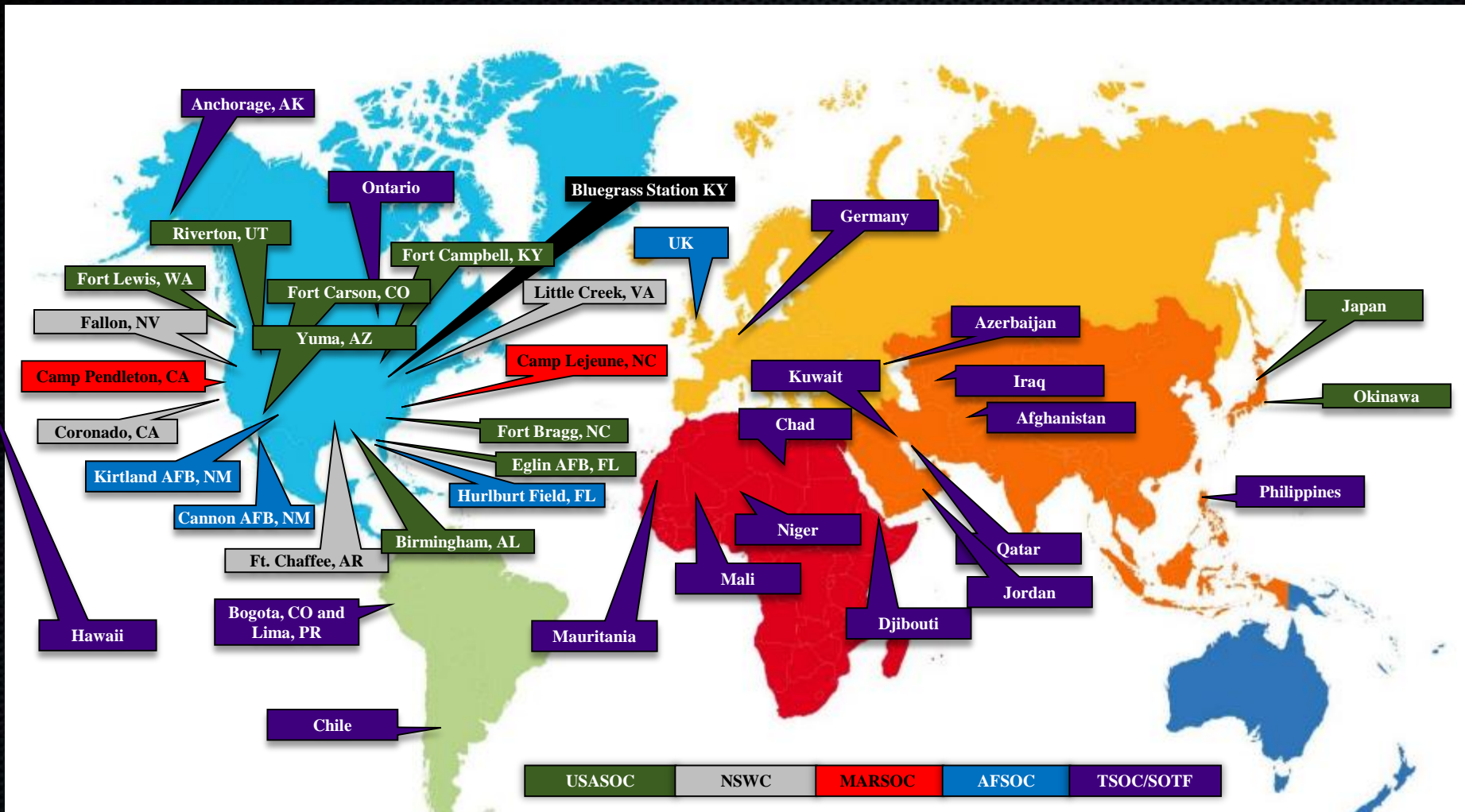
Obligations - \$3.508B

Remaining ceiling - \$1.492B

Current Period of Performance Through 30 Sep 2018

Global Logistics Reach

Deployed Field Reps: ~350 Average



Supporting Global SOF Initiatives – “Where SOF Is, SOFSA Goes”

PEO SOFSA - Enterprise

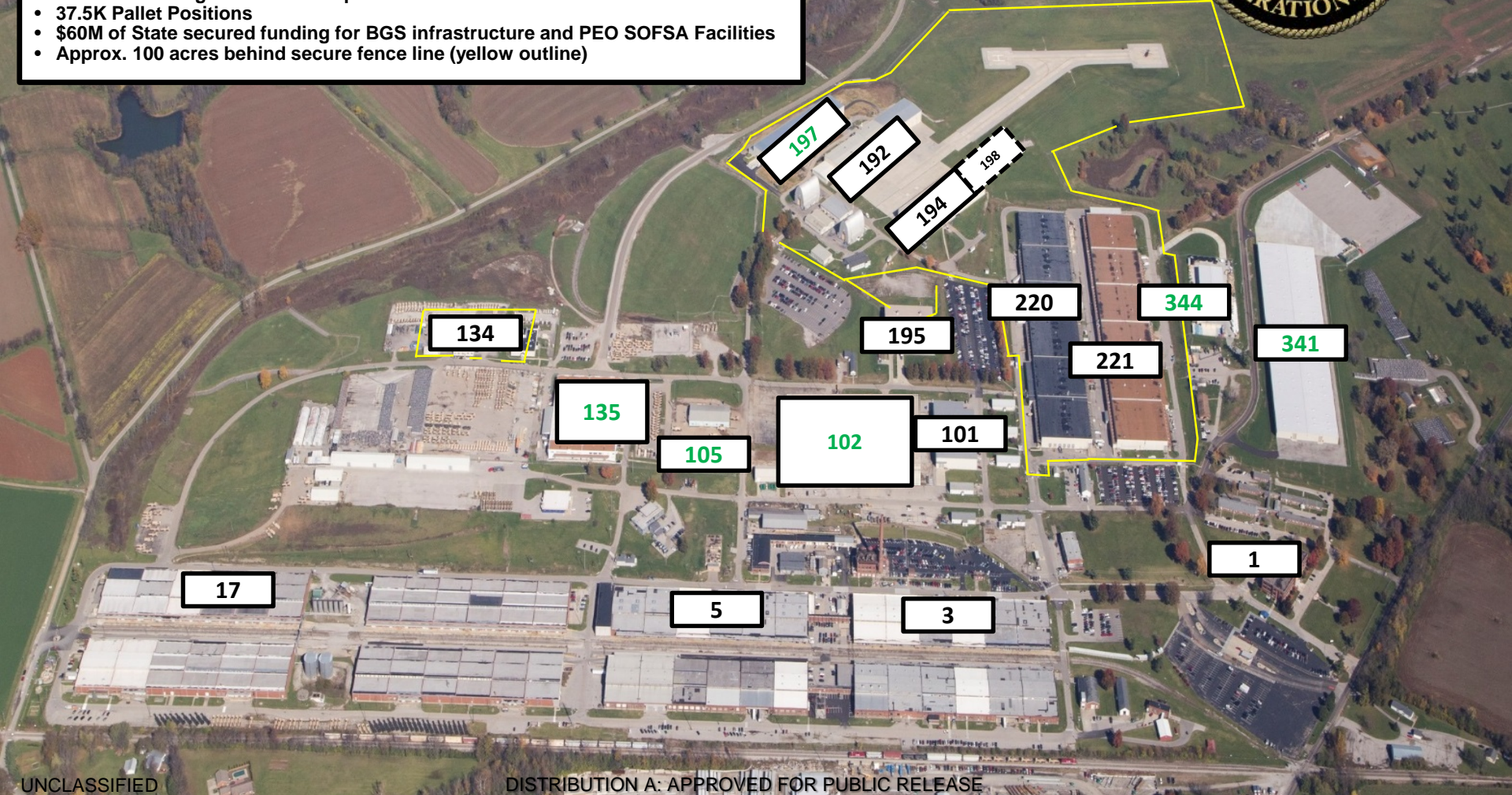
- **Logistics Operations** – Provide supply and transportation services to the SOF community while accounting for a **\$2.9B** inventory and processing 40K receipts and 60K issues annually.
- **Facility Management** – Manage and maintain over **2.3M** square feet of PEO SOFSA leased facilities. Purpose of the facilities include storage, administrative, and industrial space; these facilities are located in two states.
- **Environmental, Safety, and Health** – Operate ground and aviation safety programs that comply with all applicable Federal, state, and local environmental, safety, and health laws, regulations, policies, and procedures.
- **Security Management** – Ensure a comprehensive security program is maintained that includes information, personnel, and physical security, OPSEC, COMSEC, and Force Protection IAW DoD standards and guidance.
- **Information Technology Management** – Maintain and support all NIPRnet operations to execute the PEO SOFSA mission via the SOFSANet. This includes the management of all hardware and software related IT assets



PEO SOFSA – Bluegrass Station Facilities

Facilities Optimization (Post Optimization Footprint)

- 32 Buildings – 1.79M to 1.84M sq. ft.
 - Bldg 102 Phase I – 200,000 ft² - Warehouse (Complete)
 - Bldg 341 Phase I – 240,000 ft² - Non Climate Controlled Storage (Complete)
 - Bldg 344 Phase I – 20,000 ft² - Non Climate Controlled Storage (Complete)
 - Bldg 197 Phase I – 56,000 ft² - Aviation Warehouse (Complete)
 - Bldg 135/105 Phase I – Bldg leased in place of new construction bldg. 352
 - Bldg 3A Phase II - 22,000 ft² - Gov't Office Renovation (ETC APR 17)
 - Hangar 198 Phase III – 45,000 ft² - In Design Phase (ETC OCT 17))
- 5 outdoor storage lots – 541K sq. ft.
- 37.5K Pallet Positions
- \$60M of State secured funding for BGS infrastructure and PEO SOFSA Facilities
- Approx. 100 acres behind secure fence line (yellow outline)



PEO SOFSA Full Spectrum SOF Global Logistics

SOF AT&L Ground Programs



FOSOV
Ground Platforms



Maritime Platforms



C4I / SRSE / ECM
Systems



SPEAR / TCCC
Weapon Systems

Components & TSOCs



Expeditionary
Stock Storage



Joint Operational Stock



CONUS / OCONUS
Logistics Support
Maintenance / Riggers
PBO / Supply Support



SOFSA FWD /
Mobile Technology &
Repair Complex

Aviation Rotary Wing



MH-60M
Medium Assault
Modifications



MH-47G
Heavy Assault
Modifications



AH/MH-6M
Light Assault
Production / Mods



SOF
Non Standard / FID



Depot Level
Flight line & Pass-Back
Maintenance



Aviation Fixed Wing



AC / MC -130J
Production / Mods
& Maintenance



CV-22 Osprey
Integration &
Maintenance



MQ-1/MQ-9
Maintenance



C27J
Sustainment



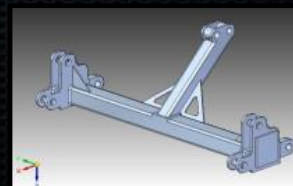
Platform
Trainers

Mobile Technology Repair Complex

Expeditionary Innovation

MTRC enables SOF success with responsive point of need engineering, fabrication, and technical support in austere or at limited support locations

38,000 Projects
Since 2010



PEO SOFSA Business & Finance

- PEO SOFSA is fully funded by SOF AT&L to support SOF.
- Implemented a 1.52% Non-SOF Fee in 2017 to ensure Non-SOF Customers paid proportionate cost for utilizing SOF enterprise operations.
- Contracting continues to streamline the Contract Award Process to meet Timelines and Demand for SOF Support.
- Early Communication, Clear Requirements, and Comprehensive Documentation from Customers Key to Streamlined Awards and Execution.
- Focused on Maintaining efficient and compliant with regulations and law Requires CORs and Trusted Agents so we are more.
- Transition Planning: Establishing processes now to improve re-compete transition for all PEO SOFSA customers. Seamless transition #1 Priority.

PEO SOFSA H9D Missions and Footprint UNCLASSIFIED

- H9D Footprint:
 - Over 3,400 Unique Line Items
 - Nearly 1.3M Units Of Property
 - Valued In Excess Of \$630M
 - Over 300K Units Issued Annually
- PEO SOFSA Collaborating with PEOs and J4 to Improve Accountability of H9D Assets for the SOF community
- Expanding the Utilization of MILSTRIP Requisitioning
- Linking PEO SOFSA with other H9D Supply Operations – Creating One Repository For SOF Supply/Logistics Information

PEO SOFSA Enterprise Focus

- PEO SOFSA's Enduring Support of "Global SOF"
 - Reduced Overhead = Reduced Cost
 - Additional Capability – One Stop Shop for SOF
 - Improved Support of J4 for Operations
- Continuous Improvement of PEO SOFSA Enterprise Operations
 - Auditability / Accountability
 - Inventory Control Point (ICP)
 - Supply Distribution Point (SDP)
- Maintain PEO SOFSA as a Customer Focused Org
 - Streamlined Logistics / Sustainment Support for SOF
 - Streamlined Execution Processes
 - Implement Efficient Data Reporting

Key Take-Away's

- **Responsive**

- Dedicated to SOF community to provide depot & logistics services
 - SOF customers do not compete with DoD, Services, or Industry priorities
 - 10 days from receipt of requirement package to task order award (depending on complexity)

- **Flexible**

- Adaptive Solutions for SOF Unique Requirements
- PEO SOFSA provides Full Spectrum SOF logistics

- **Tailorable**

- All Contract Types Available based on Need and Risk
- Cost-effective through low overhead, low direct costs, stable rates

Questions