

Defense System of Systems Gap Analysis

Abstract ID: #19757

For:

NDIA

**20th Annual Systems Engineering Conference
23-26 October 2017**

Prepared by:

Idaho National Laboratory (INL)

Christopher A. Dieckmann, ESEP

Systems Engineering Lead for National and Homeland Security Projects

www.inl.gov



INL Systems Analyses & Engineering Contacts

Mitchell Kerman

Division Director
(208) 526-3631
mitchell.kerman@inl.gov

Ron Klingler

Department Manager
(208) 526-0183
ron.klingler@inl.gov

NDIA Presenter

Chris Dieckmann

Group Lead for
National & Homeland
Security Projects
(208) 526-5986
chris.dieckmann@inl.gov

John Collins

Group Lead for
Energy & Environment
Projects
(208) 526-3372
john.collins@inl.gov

Jody Henley

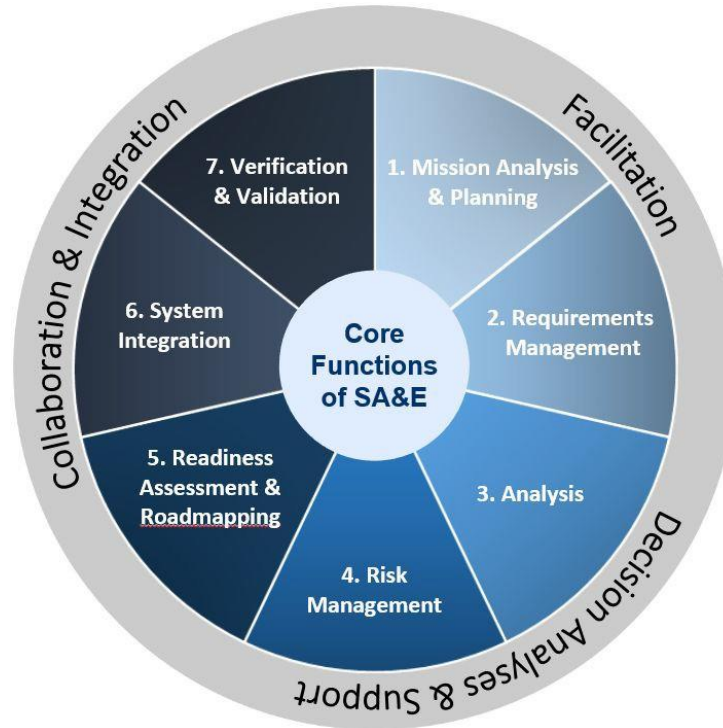
Group Lead for
Nuclear Projects
(208) 526-1979
jody.henley@inl.gov

Shyam Nair

Group Lead for
Process & Data Sciences
(208) 526-3071
shyam.nair@inl.gov

INL Systems Analyses &
Engineering Web Page
<https://systemsengineering.inl.gov>

Core Functions – INL Systems Analyses & Engineering



7

- Verification of System Performance and Functionality
- Validation of System Specification and Design Parameters
- Test Planning and Implementation

6

- Program & Project Integration
- Laboratory-wide R&D Integration
- Laboratories/Industries/Universities Integration
- Integration of System Elements
- Systems of Systems Analyses

5

- Technology Maturity Analysis
- Technology Development Roadmap/Path Forward
- Roadblock Identification & Mitigation
- System Assessments (e.g., Energy Systems)

4

- Risk Identification and Tracking
- Justification for Funding Contingency
- Risk Handling Strategy
- Risk Reduction Plan
- Risk-informed Path Forward

1

- Concise Problem Definition
- Understanding Important Customer Needs
- Concise System/Project Boundaries
- Strategic Planning & Baselines
- “Concept” of Operations
- Stakeholder Buy-in
- Acquisition Strategy
- White Papers

2

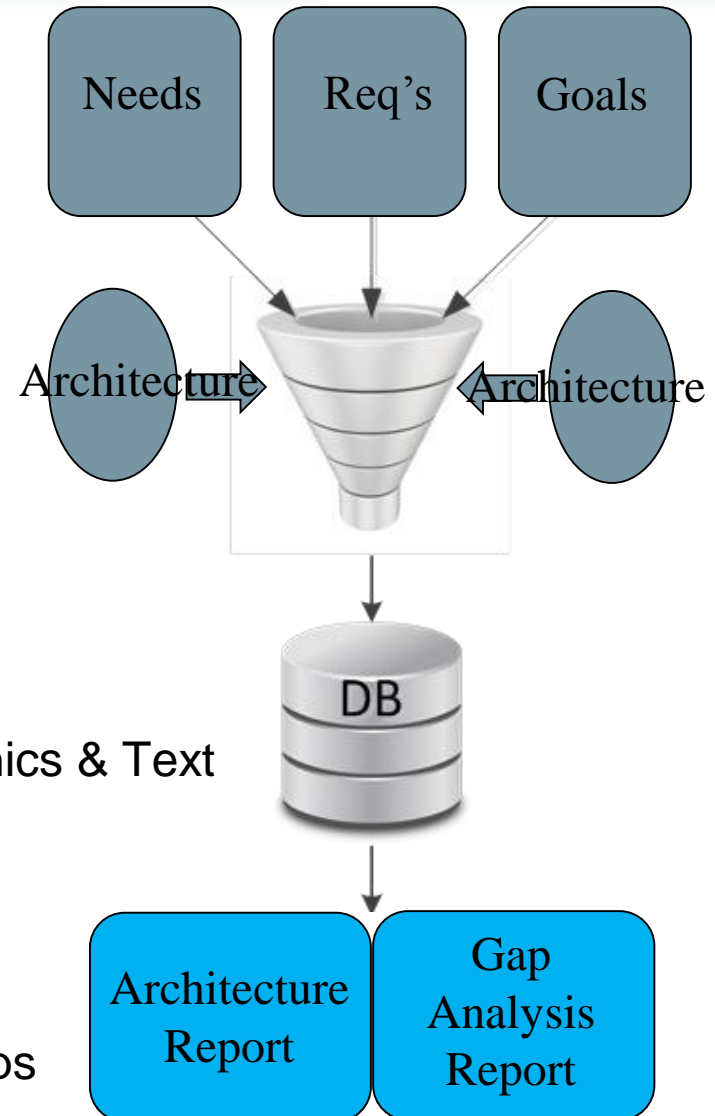
- Technical, Functional, and Operational Analysis
- Requirements Elicitation, Clarification, Derivation, and Tracking
- Traceability, Change Control, and Impact Analysis
- Requirements Verification and Validation Planning

3

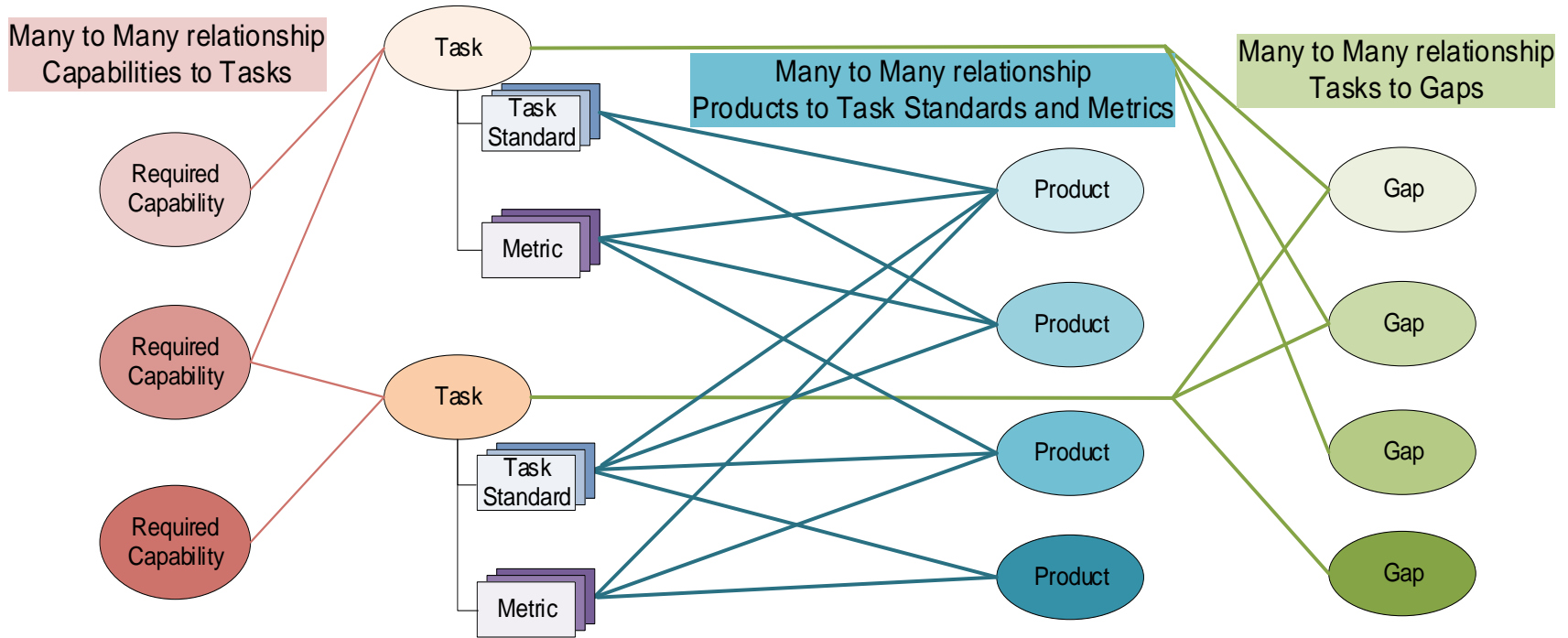
- Analysis of Alternatives
- Decision Metrics
- Organization Analysis & Visualization of Complex and Big Data
- Uncertainty Analysis & Probabilistic Risk Assessment
- Risk-informed Decision-making
- Integration of Viable Solutions
- Chemical Process Engineering & Analysis
- Chemical Process Control
- Computational Fluid Dynamics

INL Gap Analysis Data Gathering

- Gather Needs and Goals (Capabilities)
 - Review & Filter Documents
 - Interviews
- Analysis
 - Architecture Artifacts
 - Filter by Relevant Architecture
 - Map Capabilities to Needs & Goals
- Reporting
 - Architecture Report
 - Documents Architectural Artifacts
 - Provides Common Baseline in Graphics & Text
 - Supports Further Analysis
 - Gap Analysis Report
 - Needs & Goals, Potential Coverage
 - Implementation Gaps
 - Enterprise Capabilities, Potential Gaps



INL Gap Analysis Approach



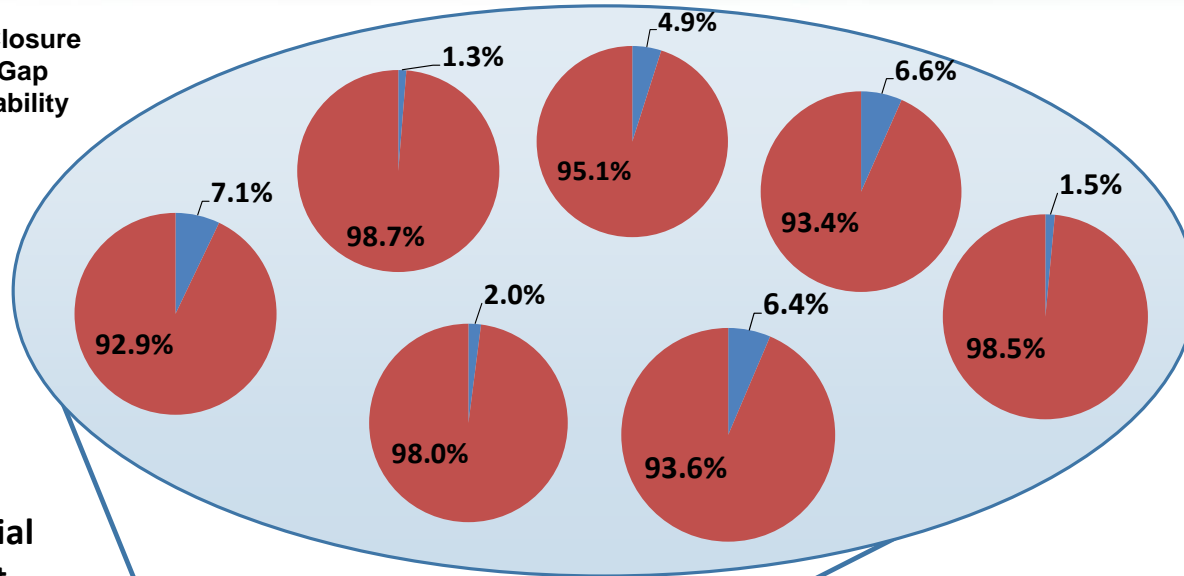
- Capabilities are linked to Tasks
- Tasks are linked to Task Standards & Metrics
- Many Task Standards are shared among Tasks
- Many Metrics are shared among Tasks

- Task Standards & Metrics evaluated as Met / Not Met by Products
- Task Standard & Metric evaluations roll up to Tasks
- Task evaluations roll up to Gap Closure Percentages

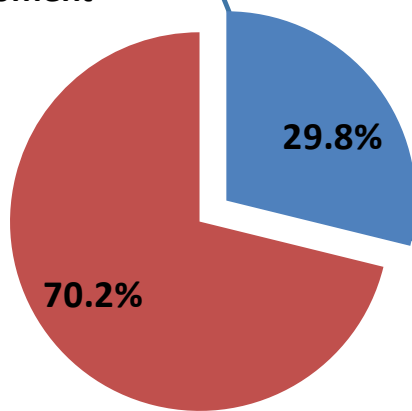
Shared Task Standards & Metrics Shrink Problem Space

Gap Analysis Results

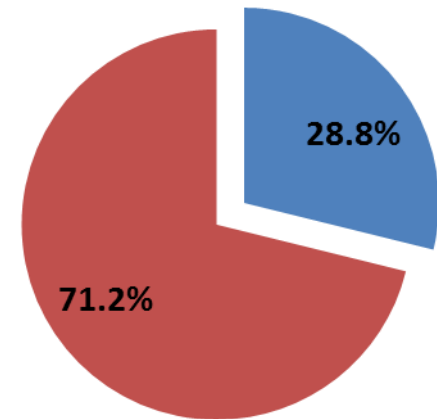
Numerical Sum of Gap Closure is larger than combined Gap Closure because of Capability Overlap



Combined Potential Gap Assessment



Gap Assessment Considering Overlaps



■ Potential Coverage ■ Remaining Potential Gap

■ Potential Coverage ■ Remaining Potential Gap

Capability Use by Location Field View

Contrast this Field View with the Acquisition HQ View on following slide

Legend:

Permission Level		Current Usage	
■	Admin	■	Using, no issues
■	User	■	Using, with configuration (HW/SW) issues
■	Unknown	■	Deployed, not using
		■	Not Deployed
		■	Unkown

	Location	Planned / Assessed	Tool / Capability 1		Tool / Capability 2		Tool / Capability 3		Tool / Capability 4		Tool / Capability 5		Tool / Capability 6		Tool / Capability 7	
			Permission Level	Current Usage	Permission Level	Current Usage	Permission Level	Current Usage	Permission Level	Current Usage	Permission Level	Current Usage	Permission Level	Current Usage	Permission Level	Current Usage
CONUS	Location1	Planned														
	Location2	Planned														
	Location3	Planned														
	Location4	Planned														
	Location5	Assessed														
	Location6	Planned														
	Location7	Assessed														
	Location8	Planned														
	Location9	Planned														
	Location10	Planned														
	Location11	Planned														
	Location12	Planned														
OCONUS 1	Location13	Planned														
	Location14	Planned														
	Location15	Planned														
	Location16	Planned														
	Location17	Assessed														
OCONUS 2	Location18	Assessed														
	Location19	Assessed														
	Location20	Planned														
	Location21	Planned														
OCONUS 3	Location22	Assessed														
	Location23	Assessed														
	Location24	Planned														
	Location25	Assessed														
	Location26	Assessed														
	Location27	Assessed														
OCONUS 4	Location28	Assessed														
	Location29	Assessed														

Capabilities Purchased and Deployed

Capability	Purchased Capabilities	Deployed Capabilities	Capability	Purchased Capabilities	Deployed Capabilities	Capability	Purchased Capabilities	Deployed Capabilities
<i>Tool / Capability 1</i>			<i>Tool / Capability 3</i>			<i>Tool / Capability 6</i>		
Tool Module / Sub-Capability 1	X	X	Tool Module / Sub-Capability 1	X		Tool Module / Sub-Capability 1	X	X
Tool Module / Sub-Capability 2	X	X	Tool Module / Sub-Capability 2	X	X	Tool Module / Sub-Capability 2	X	X
Tool Module / Sub-Capability 3	X	X	Tool Module / Sub-Capability 3	X	X	Tool Module / Sub-Capability 3	X	X
Tool Module / Sub-Capability 4		X	Tool Module / Sub-Capability 4	X	X	Tool Module / Sub-Capability 4	X	X
Tool Module / Sub-Capability 5	X	X	Tool Module / Sub-Capability 5	X	X	Tool Module / Sub-Capability 5	X	X
Tool Module / Sub-Capability 6	X	X	Tool Module / Sub-Capability 6	X	X	Tool Module / Sub-Capability 6	X	
Tool Module / Sub-Capability 7	X	X	Tool Module / Sub-Capability 7	X	X	Tool Module / Sub-Capability 7	X	
Tool Module / Sub-Capability 8	X	X	Tool Module / Sub-Capability 8	X	X	Tool Module / Sub-Capability 8	X	
Tool Module / Sub-Capability 9	X	X	Tool Module / Sub-Capability 9	X	X	Tool Module / Sub-Capability 9	X	
Tool Module / Sub-Capability 10	X	X	Tool Module / Sub-Capability 10	X	X	Tool Module / Sub-Capability 10	X	
Tool Module / Sub-Capability 11	X	X	Tool Module / Sub-Capability 11	X	X	<i>Tool / Capability 7</i>		
Tool Module / Sub-Capability 12	X	X	<i>Tool / Capability 4</i>			Tool Module / Sub-Capability 1	X	X
Tool Module / Sub-Capability 13	X	X	Tool Module / Sub-Capability 1	X	X	Tool Module / Sub-Capability 2	X	X
Tool Module / Sub-Capability 14	X	X	Tool Module / Sub-Capability 2	X	X	Tool Module / Sub-Capability 3	X	X
Tool Module / Sub-Capability 15	X	X	Tool Module / Sub-Capability 3	X	X	Tool Module / Sub-Capability 4	X	X
Tool Module / Sub-Capability 16	X	X	Tool Module / Sub-Capability 4	X	X	Tool Module / Sub-Capability 5	X	
Tool Module / Sub-Capability 17	X	X	Tool Module / Sub-Capability 5	X	X	Tool Module / Sub-Capability 6	X	X
<i>Tool / Capability 2</i>			<i>Tool / Capability 5</i>			Tool Module / Sub-Capability 7	X	X
Tool Module / Sub-Capability 1	X	X	Tool Module / Sub-Capability 1	X	X	Tool Module / Sub-Capability 8	X	X
Tool Module / Sub-Capability 2	X	X						
Tool Module / Sub-Capability 3	X	X						

Contrast this View with the **Acquisition HQ View** Field View on prior slide

Operational Impacts

Legend	
•	Issue Summary
❖	Impact Statement
➤	Solution Summary

- Capabilities are stove-piped vs. integrated
 - ❖ Reduced interoperability, duplication of capability, and tool proliferation
 - Implement a System Engineer / Architect to integrate systems / investments
- Training not tailored, timely, or recurring
 - ❖ Covered ancillary features and provided too early (>1 year ahead of tool)
 - Provide persistently available, feature and location specific training
- Capabilities deployed without direction or expectations for use
 - ❖ Multiple local adaptations and assumptions about Acquisition HQ intent
 - Deploy standardized tools with approved CONOPS, roles & responsibilities
- Capabilities only partially deployed or partially implemented at sites
 - ❖ Insufficient/EOL hardware, licensing, limited permissions limit capabilities
 - Synch HW investments with SW and socialize roles & responsibilities
- Requirements are not allocated to the Capabilities
 - ❖ Capabilities are added without verification or validation
 - Derive and validate requirements and verify Capabilities meet requirements

Questions?

Chris Dieckmann
Group Lead for
National & Homeland Security Projects
(208) 526-5986
chris.dieckmann@inl.gov