

Air Force Life Cycle Management Center

Integrity - Service - Excellence

A Digital Engineering Toolchain for Architecture-Centric Decision Making

Using Open Standards, Architectures, and Model Based Systems Engineering for Agile Acquisitions

23 October, 2019



Mr. Christopher Garrett

Open Architectures and Standards Technical Expert
AFLCMC/EZAC

christopher.garrett.17@us.af.mil

Mr. Matthew Cotter

Senior Multi-Disciplinary Systems Engineer
MITRE

mjcotter@mitre.org

MITRE

U.S. AIR FORCE

Approved for public release: distribution unlimited. Case: 88ABW-2019-4603, cleared: 2019-09-24



MITRE

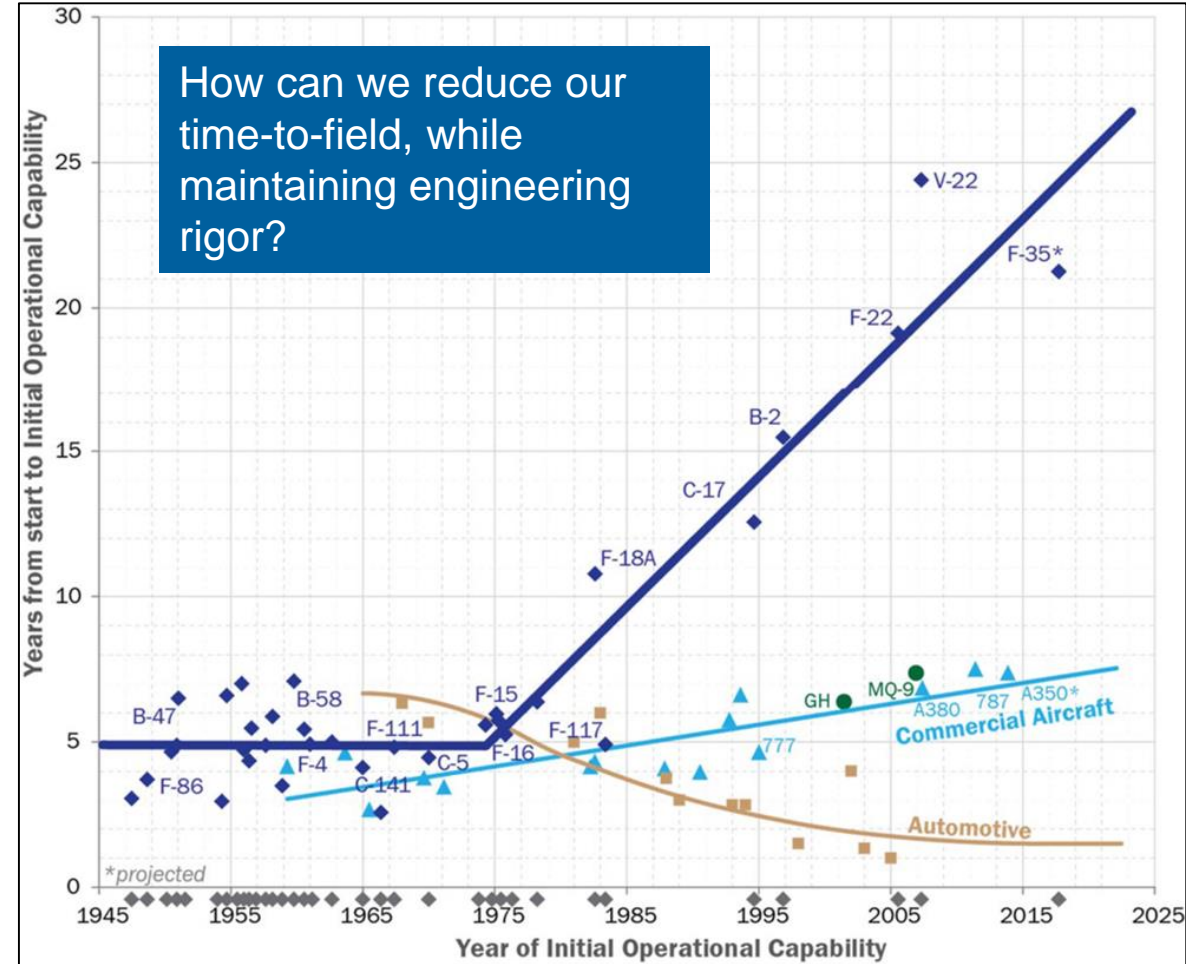
U.S. AIR FORCE

Agenda

1. **BLUF**
2. Introduction
3. Making Educated Decisions with a Digital Engineering “Toolchain”
4. Conclusions



- “Current acquisition processes and engineering methods hinder [the ability to meet] demands of exponential technology growth, complexity, and access to information”
 - *Digital Engineering Strategy (DES), June 2018.*
- The Air Force **must** refine and develop innovative engineering methods, processes and tools to combat these challenges
- More specifically, the Air Force would greatly benefit from the ability to rapidly assess capability within the context of other engineering trades
- The following presentation outlines a repeatable engineering process, and highlights re-usable engineering tools, that can be utilized to **inform an investment decision that considers cyber-resiliency, mission effectiveness, operational robustness, and cost**





MITRE

Agenda

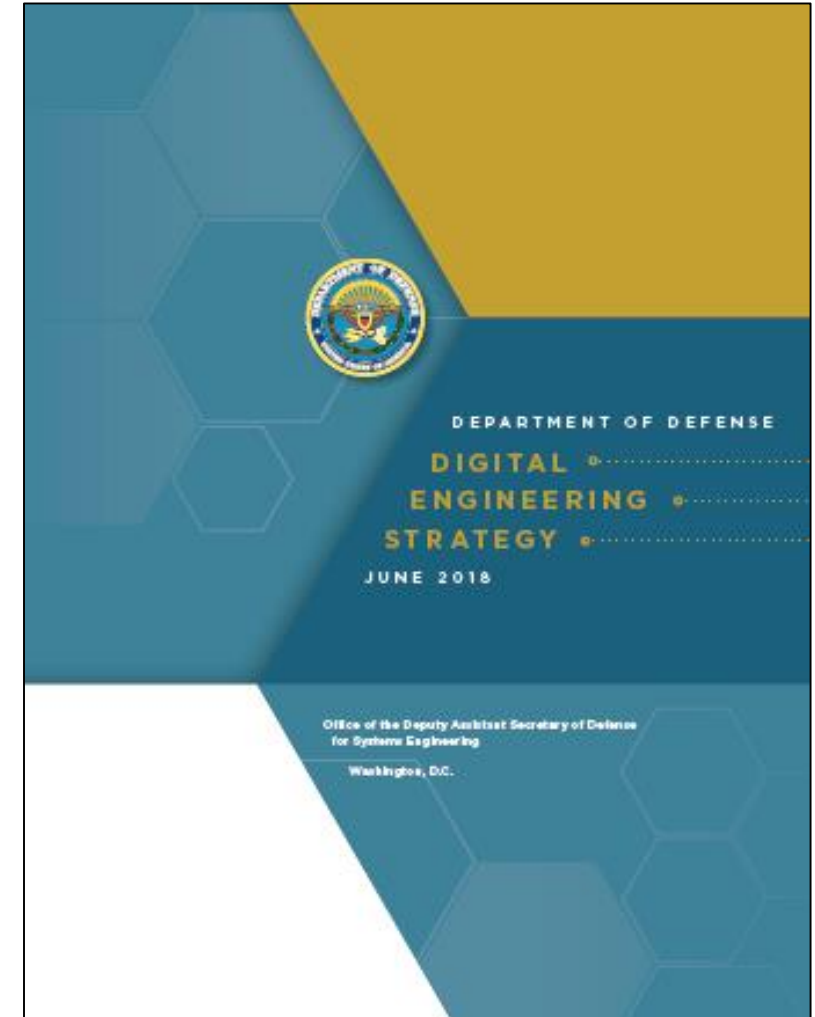
U.S. AIR FORCE

1. BLUF
- 2. Introduction**
3. Making Educated Decisions with a Digital Engineering “Toolchain”
4. Conclusions



An Overview of Digital Engineering

- **Digital Engineering (DE):** “An integrated digital approach that uses authoritative sources of system data and models as a continuum across disciplines to support lifecycle activities, from concept through disposal”
 - *Digital Engineering Strategy, June 2018*
- DE Initiative being led by the Office of the Under Secretary of Defense for Research and Engineering (USD(R&E))
- **Digital Engineering Strategy**
 - Describes the “what” necessary to foster DE practices
 - Practitioners and Services must determine the “how”

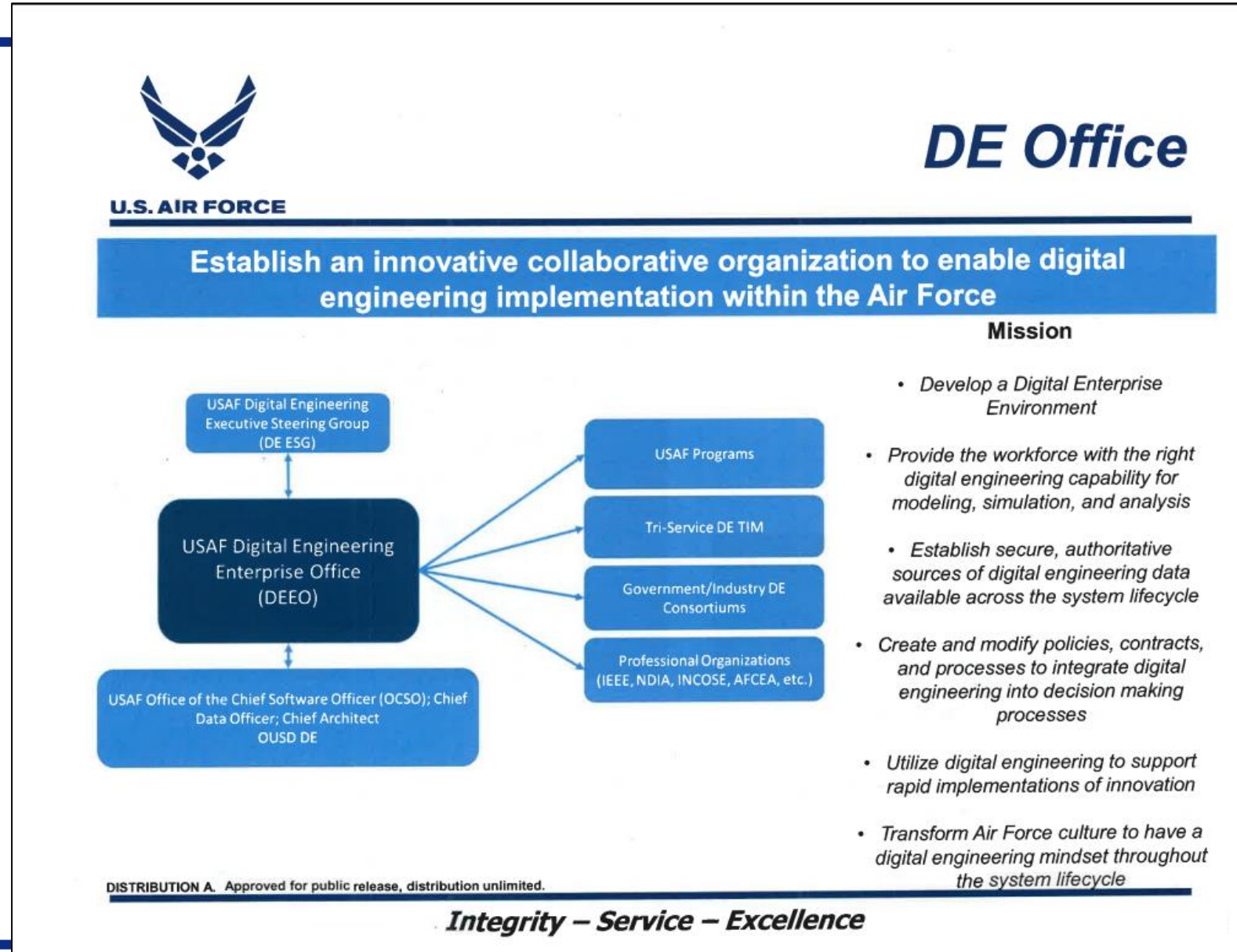




MITRE

An Overview of Digital Engineering (cont.)

- **Air Force Digital Engineering Enterprise Office (DEEO)** actively seeking to establish an innovative, collaborative organization that promotes DE
 - "US Air Force Digital Engineering Enterprise", Mr. Jeffrey Mayer, June 2019
- This work supports the AF Mission:
 - "Provide the workforce with the right digital engineering capability for modeling, simulation and analysis"






DE Confusion: Need to establish the fundamentals

U.S. AIR FORCE

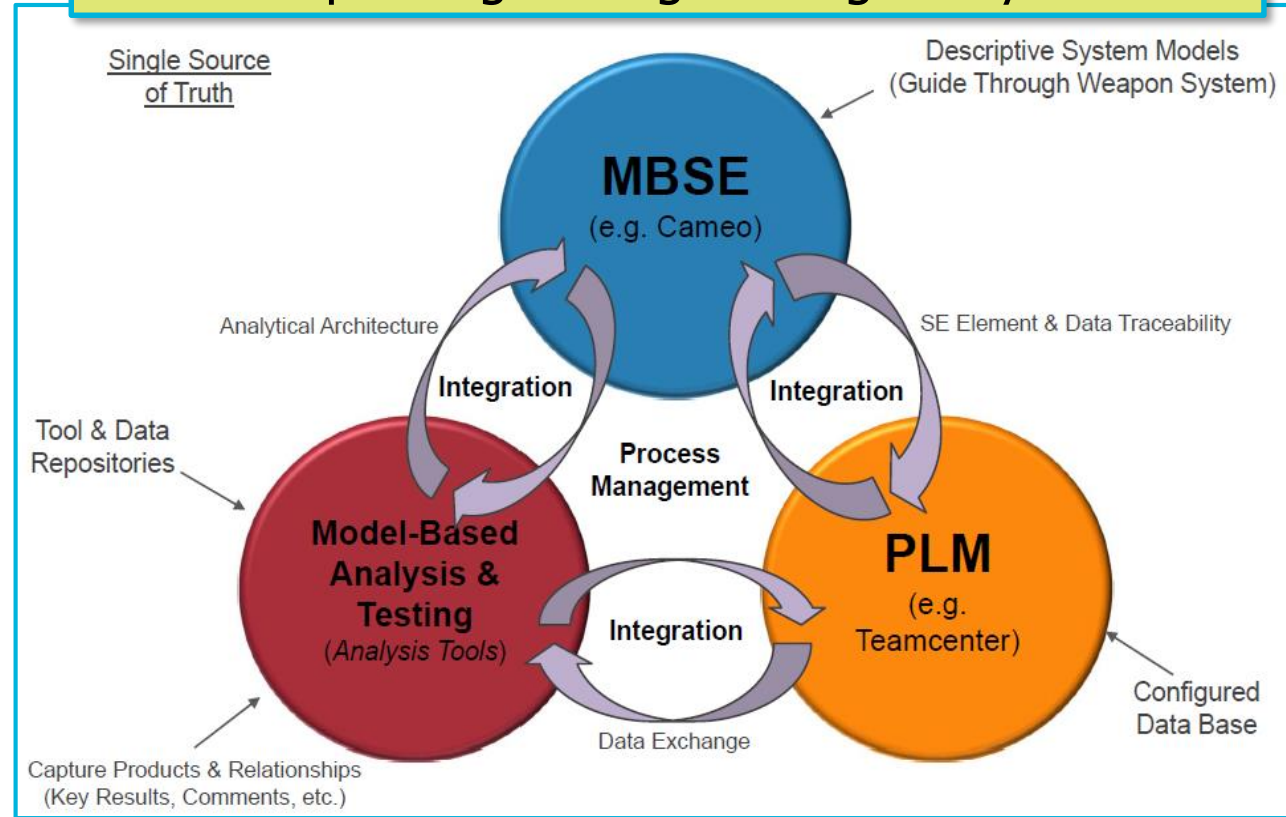
- Overabundance defining the “what”, but not the “how” of DE, MBE, and MBSE
- There are some fundamentals that we must do in order to go fast and maintain agile architectures
 1. Build our systems in modern architecture & design tools (e.g. Rhapsody, Cameo, Sparx)
 2. Use standards to build the reference architecture
 3. Build an ecosystem that integrates weapon system design with program office analytical functions (e.g. costs) and lifecycle management (e.g. PLM)
 4. Automate as many parts of the engineering ecosystem as possible

- Arch Tool
- Standards
- Ref Arch
- Ecosystem
- Automation



Go Fast!!!

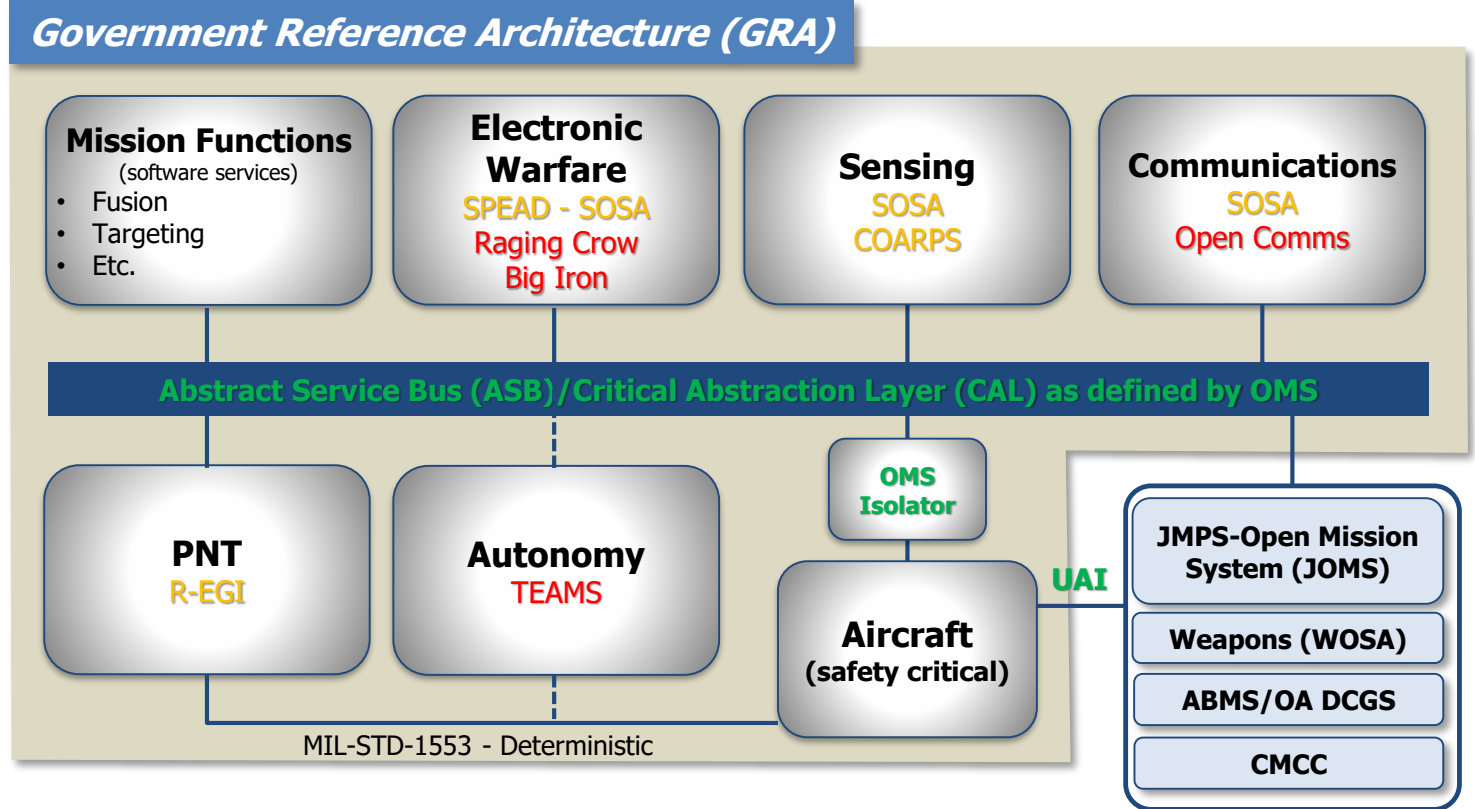
Example: Digital Engineering Ecosystem





Introduction: Government Reference Architecture for Avionics

Standard	TRL
OMS/UCI	9
Universal Armament Interface (UAI)	9
Future Airborne Capability Environment (FACE)	8
Sensor Open Systems Architecture (SOSA)	6
Scalable Payload for EA Development (SPEAD)	6
Common Open Architecture Radar Program Specification (COARPS)	5
Resilient – Embedded GPS/INS (R-EGI)	4
Open Comms	3
Teaming-Enabled Arch for Manned-Unmanned Systems (TEAMS)	2
Simulator Common Arch Requirements & Standards (SCARS)	2
Big Iron	1
Raging Crow (unfunded)	1



- Tie to AF & DoD enterprise architecture
- Focus toward program offices, programs of record
- Enable early Verification & Validation of requirements
- Manage open standards and architectures with OAMO
- **GO FAST!**



U.S. AIR FORCE

MITRE

Introduction: Reference Architecture Benefits

- Provides **starting point** for acquisition programs
- Guides and constrains the **development** of more detailed architectures
- Serves as a **requirements specification** for derived architectures
- Enables maximum opportunities for **commonality and interoperability** across a capability area
- Provides **technical insight and ownership** of AF programs
- Aids **testing** through incremental improvement
- Fundamental to acquisition **Agility**
- Improves **technology transfer** significantly
- Promotes **competition**
- Enhances **innovation**



1. BLUF
2. Introduction
- 3. Making Educated Decisions with a Digital Engineering “Toolchain”**
4. Conclusions

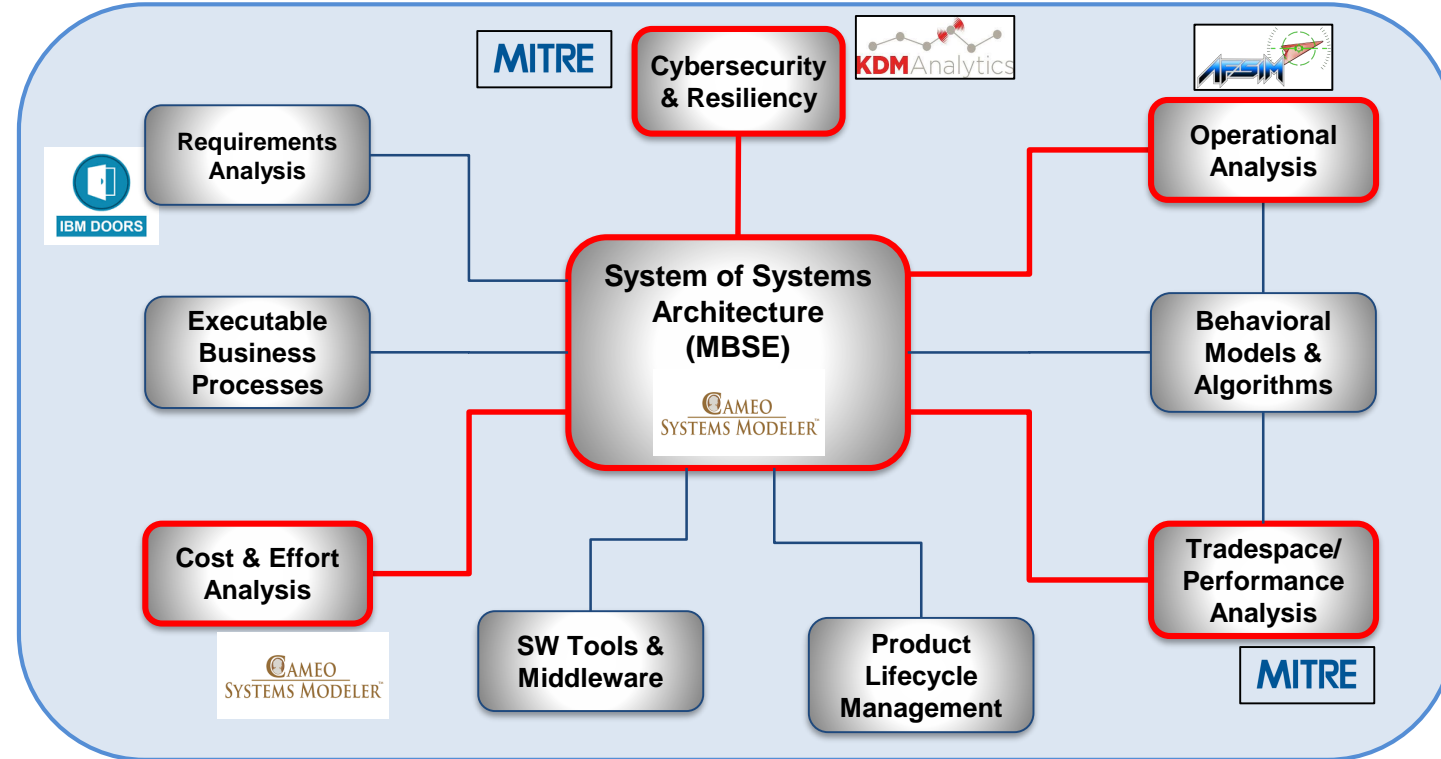


Digital Engineering Toolchain

U.S. AIR FORCE

- Leverage GRA & System Architecture for Architecture centric analysis
 - Entities
 - Attributes
 - Relationships
- Connect analytical tools via **Application Programming Interfaces (API's)**
 - API = a re-usable set of functions / subroutines used for software development
- Avionics (bottom-up) approach
- Tie Solution Architecture to DoD Enterprise Architecture
- Enable Multi-Domain Analysis
- Automate the Process
- Link Architecture to tools for **early, dynamic, & continual analysis** of requirements
- Maintain authoritative source of truth

An Example Digital Engineering Toolchain



Items highlighted in **RED** are the focus of this demonstration



Case Study: Joint Close Air Support (JCAS)

U.S. AIR FORCE

- **Objective:** Employ Digital Engineering methods to conduct trade studies in an agile, rapid manner with authoritative, dynamic sources of data
 - Pivot from **document-based** acquisition to **model based** acquisition
- **Input:** Joint Staff J6 Joint Mission Thread for Digitally Aided Close Air Support*
- **Problem Statement:** Within a **Joint Close Air Support (JCAS) mission**, how can the insertion of new capability impact:
 1. Cyber Resiliency
 2. Mission Effectiveness (Probability of Kill)
 3. Operational Robustness
 4. Cost (Developmental, Operational)

Scenarios Of Interest:

Scenario #1: Traditional CAS

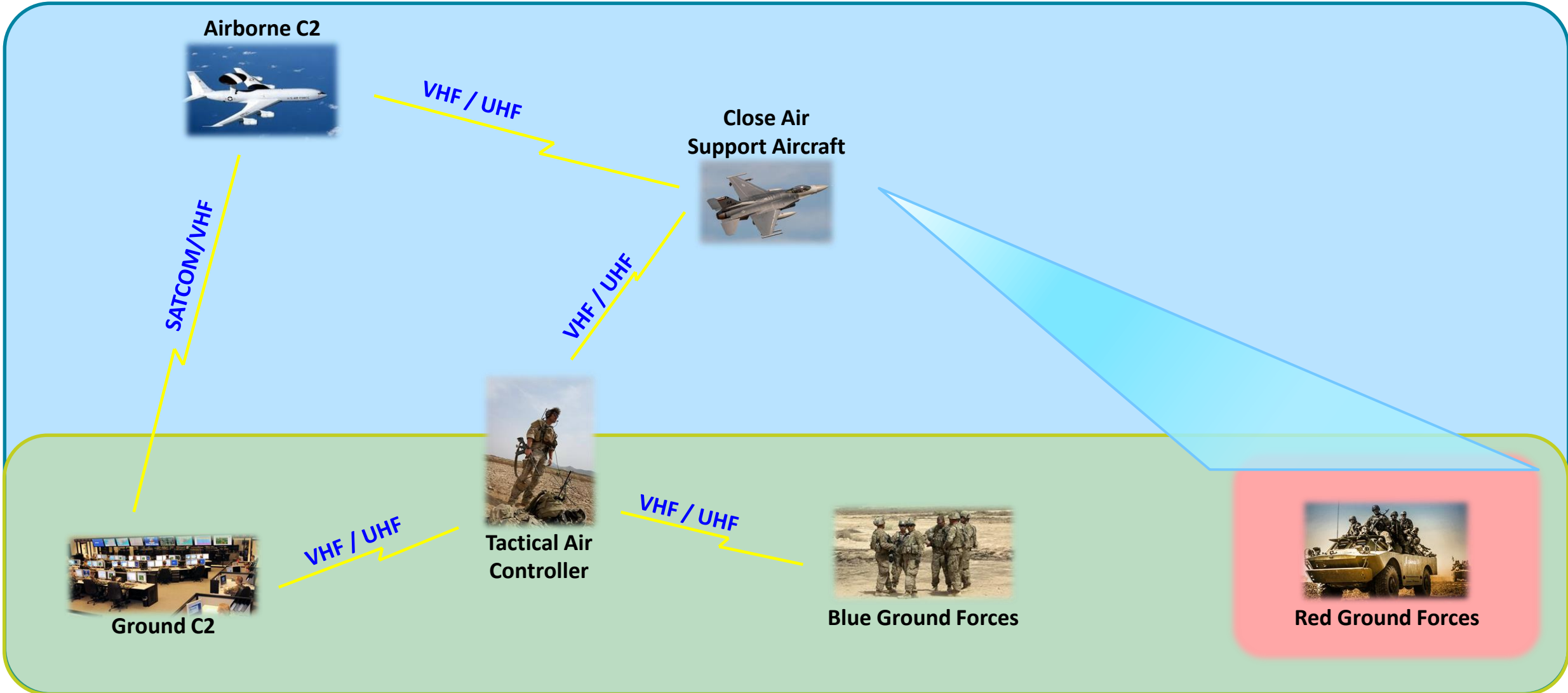
Scenario #2: Digitally Aided CAS
Scenario #1
+ UAV
+ ROVER III Technology

Scenario #3: Digitally Aided CAS+
Scenario #2
+ Handheld Link 16 Technology



*J6 Digitally Aided Close Air Support (DACAS) Tier II Joint Mission Thread documentation; <https://wmaafip.csd.disa.mil/Project/DetailsLandingPage?aId=26&prjId=45&prjVid=U45&secVid=U0>

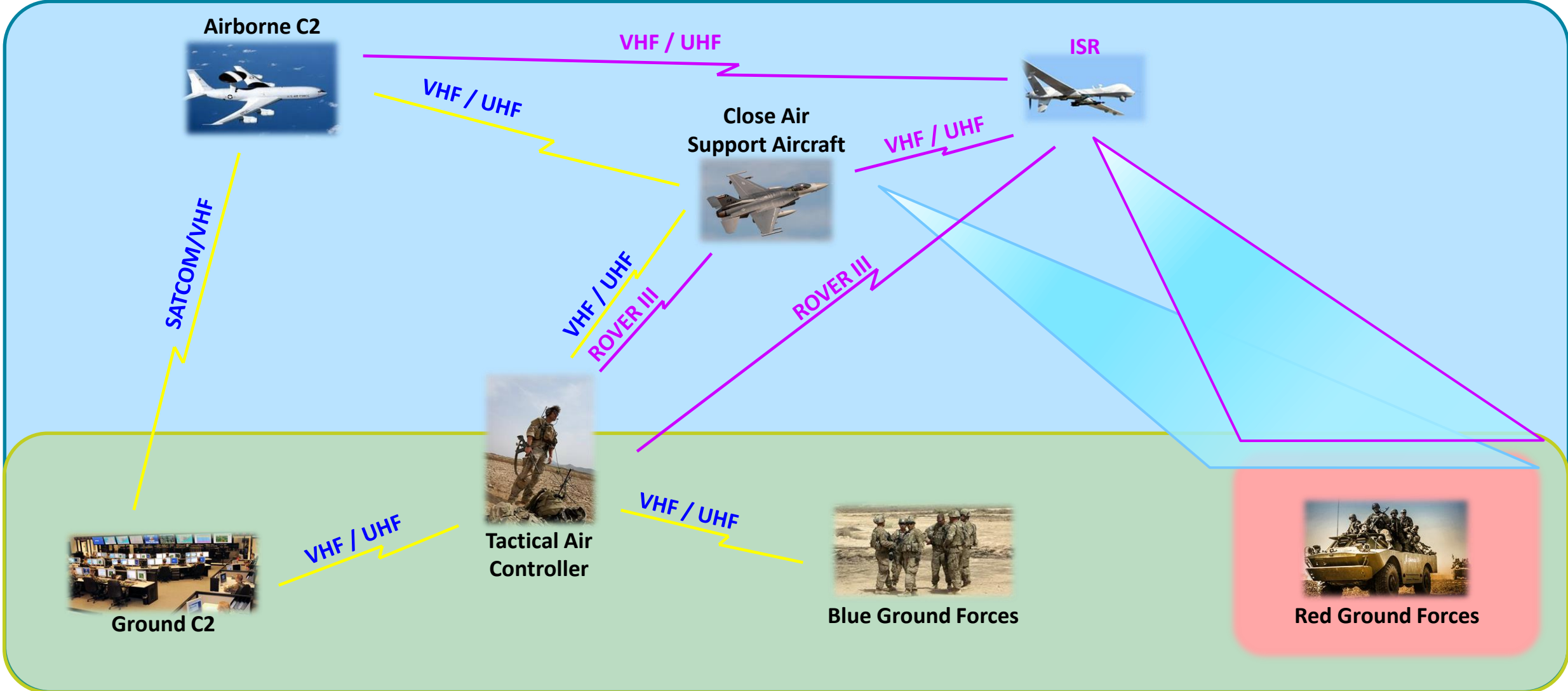
OV-1 Diagram: Scenario #1 – Traditional Close Air Support (CAS)

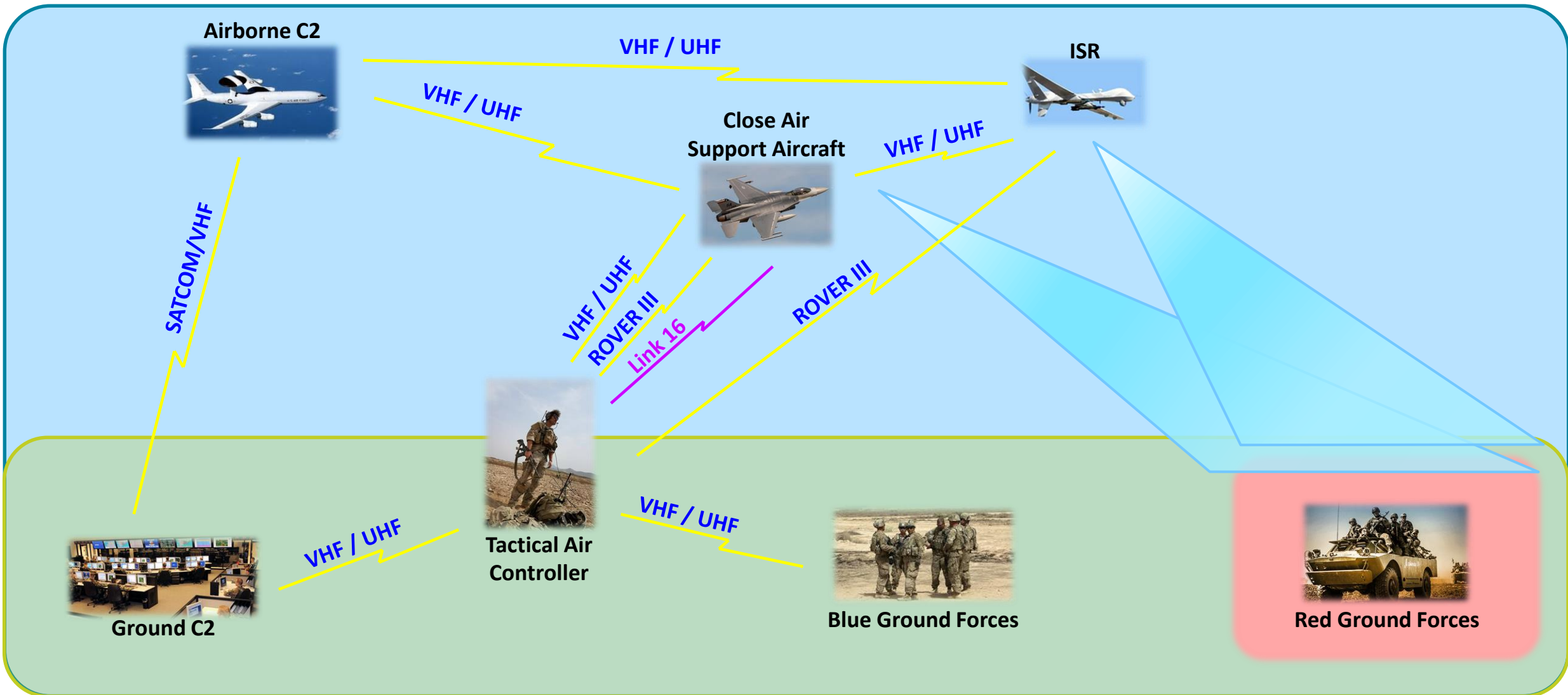




OV-1 Diagram: Scenario #2 - Digitally Aided CAS

U.S. AIR FORCE







DE Toolchain: MBSE Architecture

U.S. AIR FORCE

- Translating an architecture to a single, systems model allows for re-use of GRA information and standards, and enables agile architecture analysis

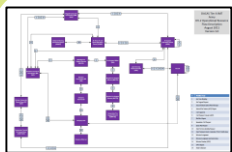


Static Joint Mission Thread (JMT) DoDAF Views & GRA

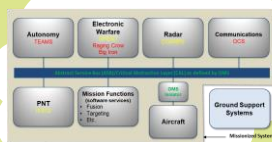
OV-1



OV-2



GRA (tbd)



OV-4

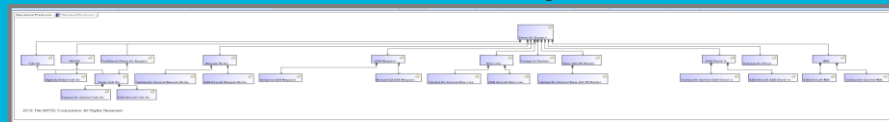


OV-5b

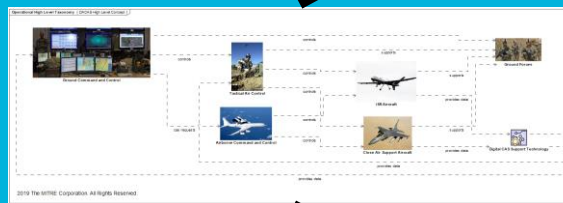


Cohesive, Traceable System Model

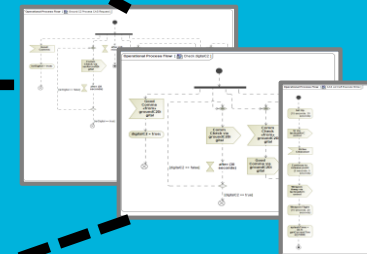
Mission Decomposition



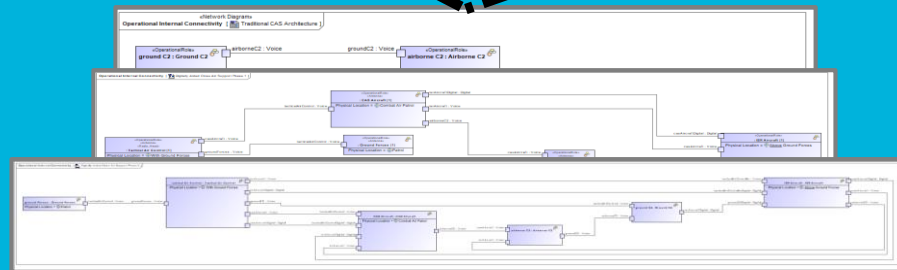
System Decomposition



System Behaviors



System Interface Specifications





DE Toolchain: Cyber Resiliency/Risk

U.S. AIR FORCE

- **Overview:** Calculate, analyze and report on metrics for the likelihood, and consequence, of information availability, data corruption, and more based on the information exchanges, interfaces, and activities defined within your system model
 - **Tool:** Blade RiskManager (KDM Analytics)
- **Value Added:** Cost & time savings by having automated analysis and report generation be tightly integrated from an authoritative technical baseline

The Process

1. Blade RiskManager Pulls Architecture data from Cameo

2. Engineer Adds / Modifies / Analyzes the system's Risk Profile; Changes are kept in sync with Cameo Model



3. Engineer generates and delivers auto-generated risk report from Blade RiskManager



Cameo Model

Risks to Test Mitigation					
LI / IMPACT	I1 - Negligible	I2 - Minor	I3 - Moderate	I4 - Major	I5 - Catastrophic
L5 - Near Certainty	R1 - 0	R2 - 0	R3 - 0	R4 - 0	R5 - 0
L4 - Probable	R1 - 1	R2 - 2	R3 - 13	R4 - 11	R5 - 11
L3 - Occasional	R1 - 0	R2 - 0	R3 - 11	R3 - 1	R4 - 0
L2 - Remote	R1 - 0	R2 - 0	R2 - 0	R2 - 0	R3 - 0
L1 - Improbable	R1 - 0	R1 - 0	R1 - 0	R2 - 1	R2 - 0

Identified Risks: (11)						
Rank	Name	Category	Impact Level	Likelihood Level	Risk Level	Risk Percent
1	Corruption of CAS Check In information	Risks to information	I5 - Catastrophic	L4 - Probable	R5 - Very High	12.6
2	Corruption of CAS Approval information	Risks to information	I5 - Catastrophic	L4 - Probable	R5 - Very High	12.6
3	Corruption of AO Update information	Risks to information	I5 - Catastrophic	L4 - Probable	R5 - Very High	12.6
4	Loss of CAS Tasking information	Risks to information	I5 - Catastrophic	L4 - Probable	R5 - Very High	6.6
5	Loss of CAS Approval information	Risks to information	I5 - Catastrophic			
6	Loss of AO Update information	Risks to information	I5 - Catastrophic			
7	Loss of CAS Check In information	Risks to information	I5 - Catastrophic			
12	Denial of Ground Command and Control capability	Risks to capability	I5 - Catastrophic			
13	Denial of Airborne Command and Control capability	Risks to capability	I5 - Catastrophic			
14	Denial of Weapon Employment capability	Risks to capability	I5 - Catastrophic			
15	Denial of Weapon Guidance capability	Risks to capability	I5 - Catastrophic			



Architecture-Specific Risk Analysis Report

Blade RiskManger User Interface



DE Toolchain: Operational Robustness

U.S. AIR FORCE

- **Overview:** Quantify how well the system can operate if communication nodes are removed from a given mission configuration, based on how your mission configuration is defined in the systems model
 - **Tool:** Operational Robustness Analysis (MITRE)
- **Value Added:** Cost & time savings by having streamlined, technical architecture analysis tightly integrated with an authoritative technical baseline

The Process

1. Operational Robustness package pulls Architecture data from Cameo

2. Engineer selects the mission scenario configuration they want to analyze

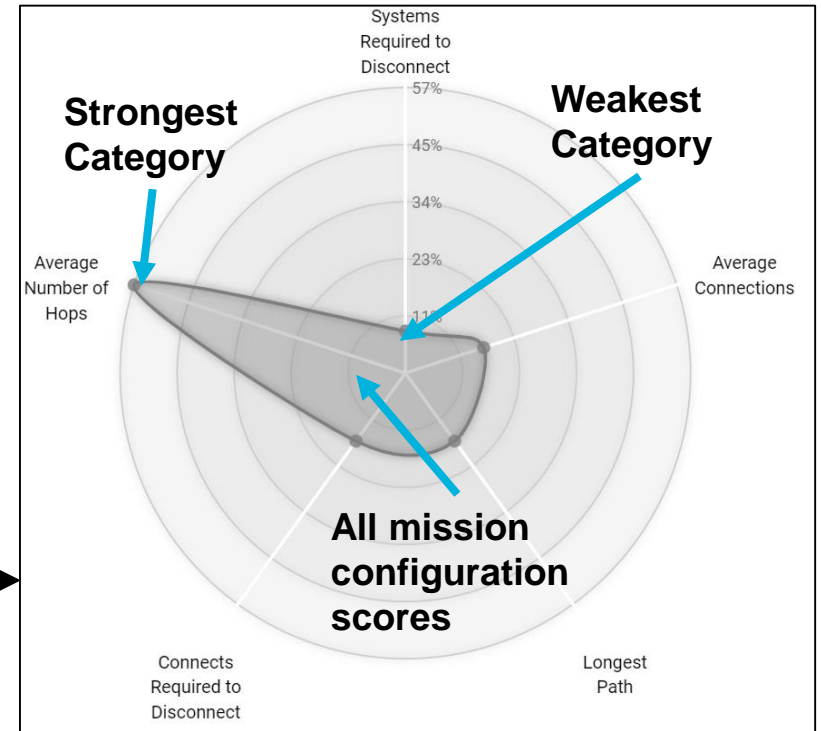
3. Operational Robustness Package calculates and generates a report corresponding to the system's operational robustness



Cameo Model

Please choose a network to analyze :

Operational Robustness User Interface



Summary of Robustness Scores



DE Toolchain: Cost Analysis

U.S. AIR FORCE

- **Overview:** Integrate and synchronize cost data associated with portions of the system specification with the system model for analysis throughout engineering process
 - **Tool:** MagicDraw (Cameo) provided capability (NoMagic)
- **Value Added:** Cost & time savings by having system financial information integrated as part of the authoritative baseline

The Process

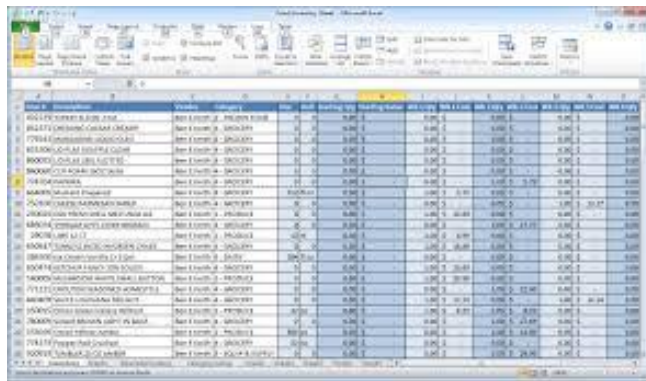
1. Cost Analysts and Engineers establish cost information in Excel-based format that fits their project needs

2a. Cameo Pulls Information from one or more Excel spreadsheets, storing the data as part of the system model

2b. The spreadsheet is synchronized with the system model; any changes in Excel will be displayed in Cameo

3. Engineers can update cost information from within the system model

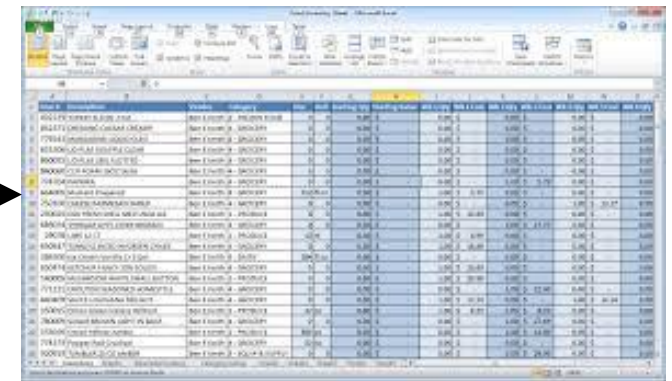
4. Engineers can Push cost information to an updated Excel spreadsheet at any time.



Excel Spreadsheet(s)



Cameo Model



Updated Excel Spreadsheet(s)



DE Toolchain: Tradespace Analysis

U.S. AIR FORCE

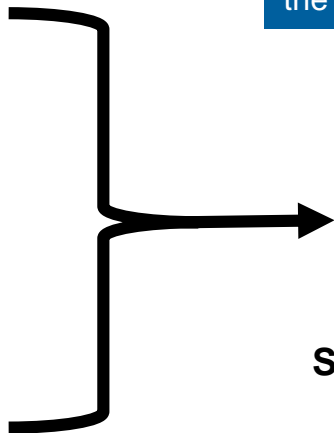

- **Overview:** Aggregate data from external analyses, that [all use the same systems model](#), to intuitively see the optimal solution across dimensions using [pareto analysis](#) and [multi-attribute utility theory \(MAUT\)](#)
- **Value Added:** Presents multi-domain technical data on a single screen, allowing decision-makers to better understand the relationships between trade-offs for their systems model

The Process

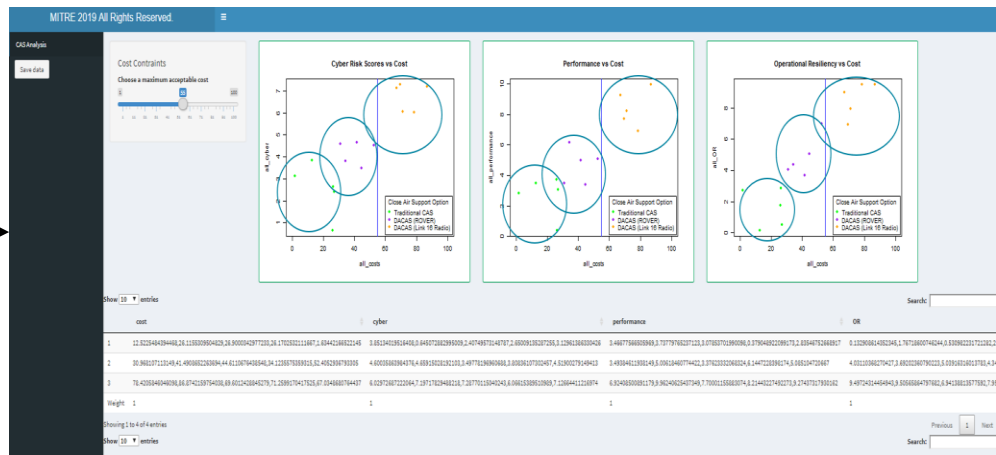
1. Analysis output(s) and engineering data are collected in a series of static files

2. Tradespace Analysis Package pulls data from the series of static files; displays combined data to the user

3. The Tradespace Analysis user is able to examine, analyze, and understand trade-offs associated with their system in order to make an informed investment decision.



Static Output files



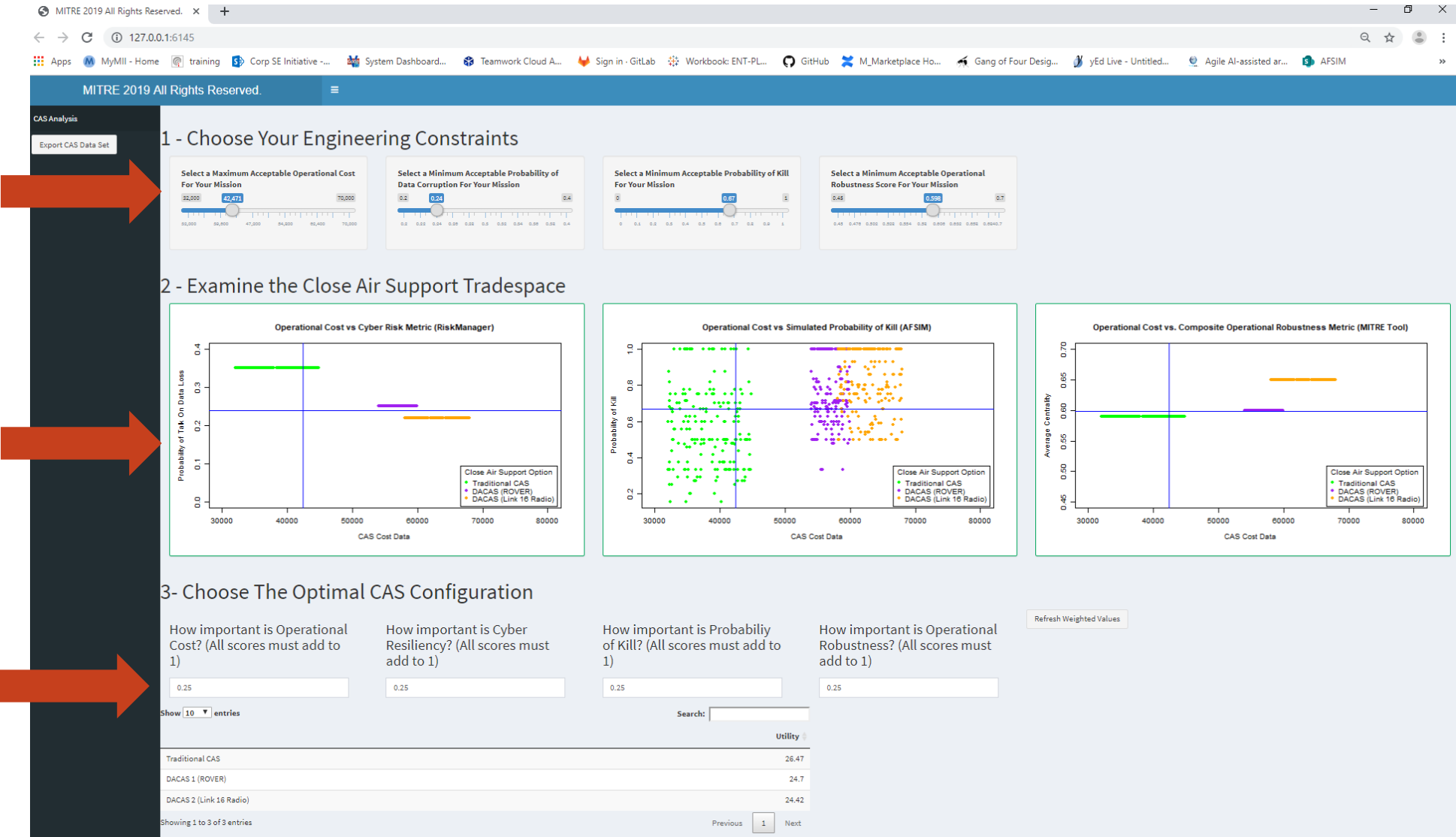
Tradespace Analysis User Interface

Previously discusses DE Tools

#1: Constrain the problem by selecting desired “threshold” values across trades

#2: Examine how each alternative scenario aligns with your constraints

#3: Choose a solution by toggling trade “weights” that align with your program’s priorities



1 - Choose Your Engineering Constraints

Select a Maximum Acceptable Operational Cost For Your Mission: 42,471

Select a Minimum Acceptable Probability of Data Corruption For Your Mission: 0.24

Select a Minimum Acceptable Probability of Kill For Your Mission: 0.67

Select a Minimum Acceptable Operational Robustness Score For Your Mission: 0.598

2 - Examine the Close Air Support Tradespace

Operational Cost vs Cyber Risk Metric (RiskManager)

Operational Cost vs Simulated Probability of Kill (AFSIM)

Operational Cost vs. Composite Operational Robustness Metric (MITRE Tool)

3 - Choose The Optimal CAS Configuration

How important is Operational Cost? (All scores must add to 1): 0.25

How important is Cyber Resiliency? (All scores must add to 1): 0.25

How important is Probability of Kill? (All scores must add to 1): 0.25

How important is Operational Robustness? (All scores must add to 1): 0.25

Close Air Support Option	Utility
Traditional CAS	26.47
DACAS 1 (ROVER)	24.7
DACAS 2 (Link 16 Radio)	24.42

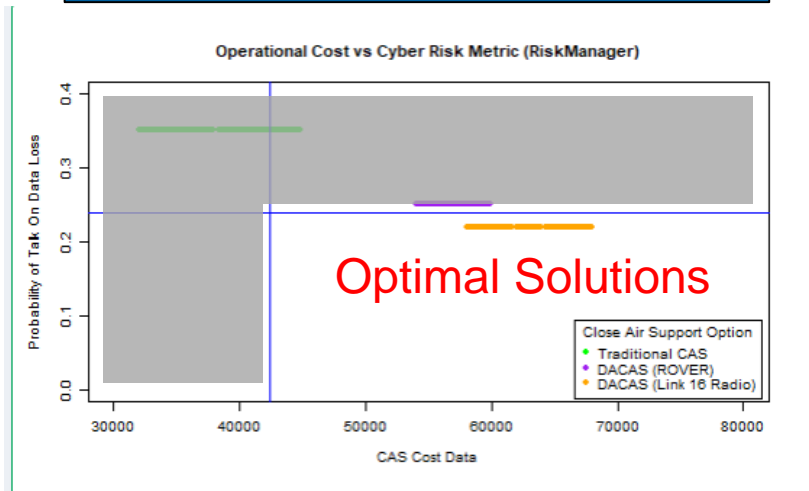


DE Toolchain: Tradespace Analysis Walkthrough(2)

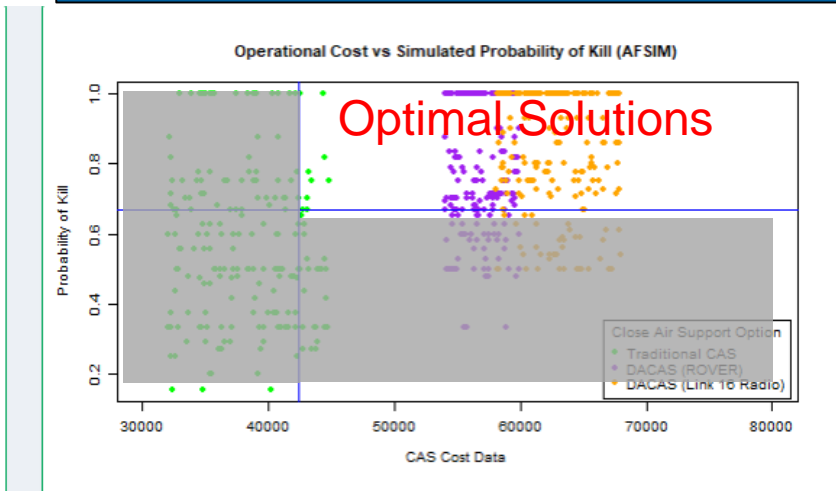
U.S. AIR FORCE

- Three “dimensions” of the trade space, each receiving data from a different engineering tool
- Three scenarios to choose from, color coded.
- Can begin to determine the optimal solution based on program (or mission) specific requirements

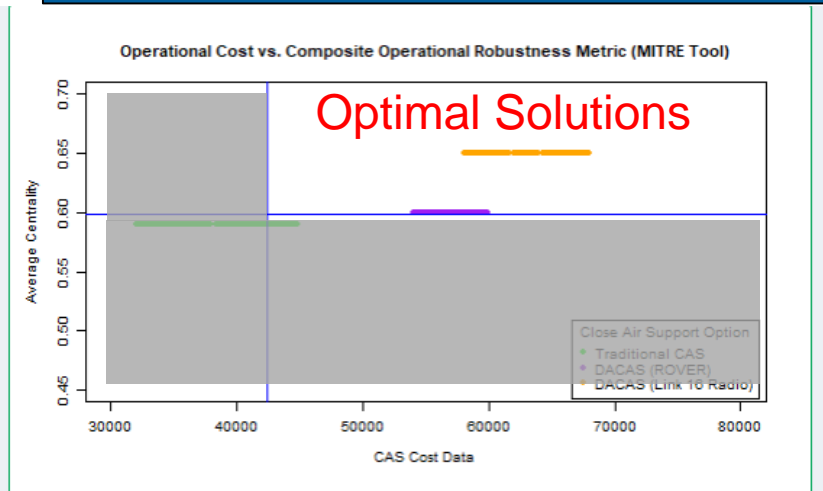
Minimize Cyber Risk, Minimize Cost



Maximize Performance, Minimize Cost



Maximize Robustness, Minimize Cost





- Question: What scenario optimal balance across cyber resiliency, mission effectiveness, operational robustness, and cost?

- Answer:
 - Choose Traditional CAS if one of the following are true:
 - Minimizing cost is the most important trade to the program
 - All trades are considered equal

 - Choose DACAS #2 if one of the following is true
 - Maximizing performance is the most important trade to the program
 - Minimizing cyber risk is the most important trade to the program

 - Never choose DACAS #1. The other two scenarios are “dominant” across most trades



MITRE

Agenda

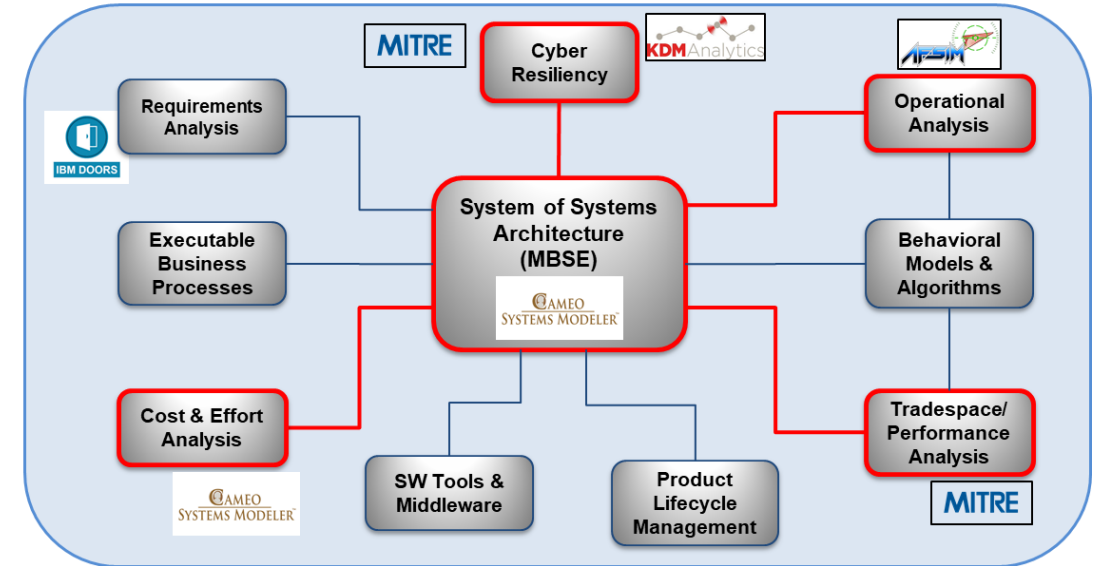
U.S. AIR FORCE

1. BLUF
2. Introduction
3. Making Educated Decisions with a Digital Engineering “Toolchain”
4. **Conclusions**



- USAF will not GO FAST without understanding the fundamentals of MBSE/DE and how we interact with our contractors to rapidly build systems (e.g. data)
- Some imperatives are:
 1. Begin by building systems in **modern architectural tools**
 2. Use **standards** to build **reference architectures** across weapon systems
 3. Build an **ecosystem** that integrates weapon system design with program office analytical functions (e.g. costs) and lifecycle management (e.g. PLM)
 4. **Automate** as many parts of the ecosystem as possible

An Example Digital Engineering Toolchain





Next Steps and Recommendations

- Continue work with [Open Architecture Management Office](#) to mature Standards, Architectures, and Agile Processes
- Collaborate with AFWIC to develop [Joint Mission Threads \(J6\)](#)
- Engage [Test Community](#)
- Mature Digital Engineering Toolchain with authoritative data, target program of record as a [pathfinder](#)
- Design and Develop [additional Analytical interfaces](#): PLM, Software Tools, Business Processes, Behavioral Algorithms
- Compile [Documentation](#)
- Develop Governance [Processes, People, Partnerships](#), and [Infrastructure](#)
- [Present](#) at NDIA Systems and Mission Engineering Conference, 21-24 Oct

Questions?