

MASSACHUSETTS
TECHNOLOGY
COLLABORATIVE

NDIA Small Business Innovation Summit

December 14th, 2022

Carolyn Kirk

Executive Director

kirk@masstech.org | www.linkedin.com/in/carolyn-kirk-022a05/

Ben Linville-Engler

Chief Investment Strategist and Program Executive

linville-engler@masstech.org | <https://www.linkedin.com/in/ben-l-e/>



Executive Branch



Office of Governor Charlie Baker and Lt. Governor Karyn Polito →

EXECUTIVE OFFICES

Executive Office for Administration and Finance +

Executive Office of Education +

Executive Office of Energy and Environmental Affairs +

Executive Office of Health and Human Services +

Executive Office of Housing and Economic Development +

Executive Office of Labor and Workforce Development +

Executive Office of Public Safety and Security +

Massachusetts Department of Transportation +

Executive Office of Technology Services and Security +



- Mass Tech Collaborative
- Mass Life Sciences Center
- Mass Ventures
- Mass Development
- Mass Clean Energy Center



OUR MISSION:

We strengthen the competitiveness of the tech and innovation economy by driving strategic investments, partnerships, and insights that harness the talent of Massachusetts.



\$325+M state and federal funds



\$35M public private partnership with CyberTrust MA



\$5M legacy state fund HHS Contract and Program Support



\$90M state funds in R&D, Tech & Innovation, and other programs



\$20M state funds for Mfg CapEx, \$6M Workforce (including federal)

MA On the Move in Annual Defense Spending



Table 1: Top 10 States by Total Defense Spending

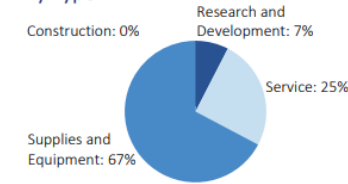
RANK	STATE	DEFENSE SPENDING (billions)
1	Virginia	\$62.7
2	California	\$57.4
3	Texas	\$47.3
4	New York ²	\$30.9
5	Florida	\$30.1
6	Maryland	\$26.3
7	Massachusetts	\$21.3
8	Connecticut	\$19.3
9	Washington	\$19.1
10	Pennsylvania	\$16.5
Total for Top Ten States		\$330.9
Total for 50 States and District of Columbia		\$559.0

MASSACHUSETTS

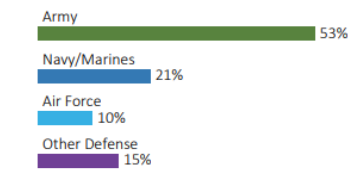
#7 \$21.3 B SPENT IN STATE #13 3.2% OF STATE GDP 3.8% OF TOTAL U.S. DEFENSE SPENDING \$3,057 PER RESIDENT #6 \$20.1 B CONTRACT SPENDING #33 23,304 NUMBER OF PERSONNEL #32 \$1.2 B PERSONNEL SPENDING

DEFENSE CONTRACTS

By Type



By Service

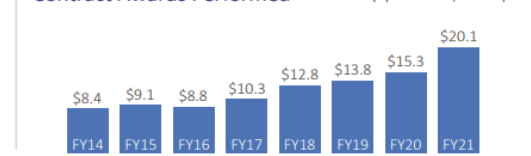


Top Defense Contractors

(M = millions, B = billions)

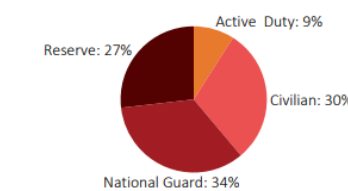
Moderna, Inc.	\$6.9 B
Raytheon Technologies	\$4.1 B
General Electric	\$2.0 B
Massachusetts Institute of Technology	\$1.2 B
General Dynamics	\$947.9 M
Charles Stark Draper Laboratory	\$398.9 M
MITRE	\$365.9 M
Noble Sales & Logistics	\$208.9 M
L3Harris Technologies	\$161.4 M
Brighton Marine Health Center	\$156.1 M

Contract Awards Performed

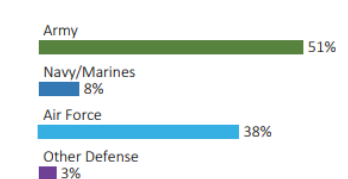


DEFENSE PERSONNEL

Allocations, By Type



Allocations, By Service



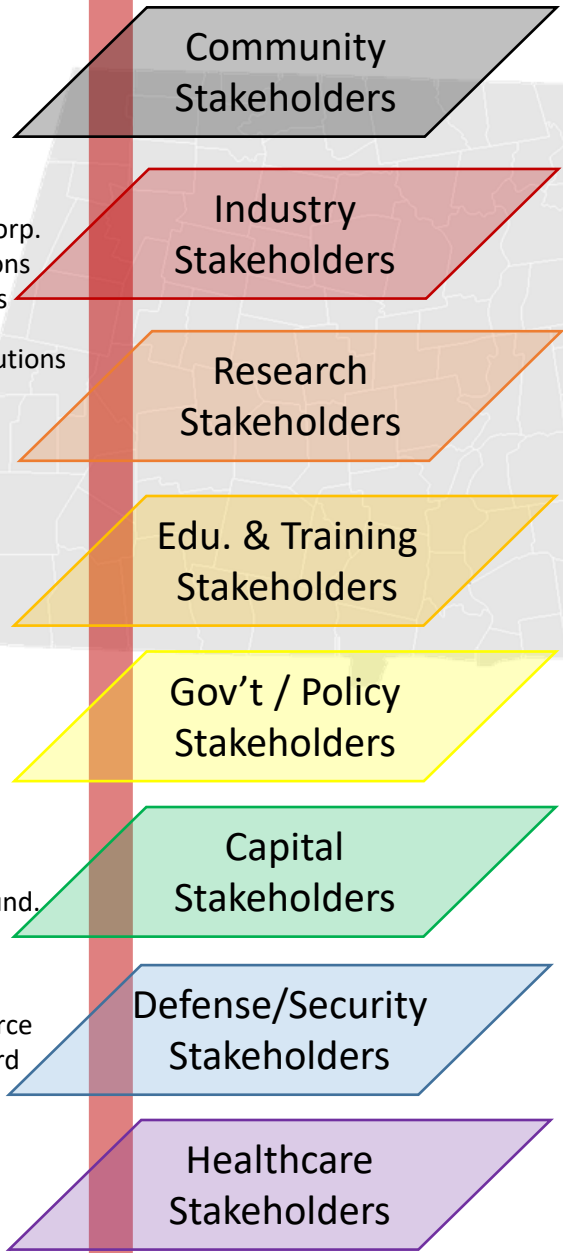
\$1.2 BILLION
TOTAL PAYROLL

23,304
TOTAL PERSONNEL

Top Defense Personnel Locations

County	Active Duty	Civilian	National Guard	Reserve	Total
Middlesex	1,217	4,708	2,100	2,226	10,251
Hampden	188	1,091	1,464	2,794	5,537
Barnstable	64	421	1,909	0	2,394
Suffolk	410	317	135	223	1,085
Worcester	32	78	623	129	862
Bristol	ND	56	427	332	ND
Plymouth	29	41	350	308	728
Norfolk	ND	21	382	215	ND
Essex	12	135	382	26	555
Hampshire	14	14	184	0	212

- Collaboratives
 - NGOs
 - Other
- Startups
 - Sml, Med, Lrg Corp.
 - Trade Associations
 - Accel's & Incub's
- Academic Institutions
 - Research Labs
 - MFG USA Inst.
- K-12
 - Vocational Tech
 - Comm. College
 - University
- Local Gov.
 - State Gov.
 - Federal Gov.
- Angel Investors
 - Venture Capital
 - Non-profits/Found.
- Army, Navy, Air Force, Space Force
 - DHS, Coast Guard
- Payors
 - Providers
 - Patients



Technologies

- AI/ML
- Quantum
- Robotics
- Blockchain
- BlueTech
- FinTech
- Cybersecurity
- Advanced Mfg
- Digital Health
- Materials
- Comms
- Semicon.
- Additive
- Electrification

R&D

T&I

M2I2
DH Sandbox

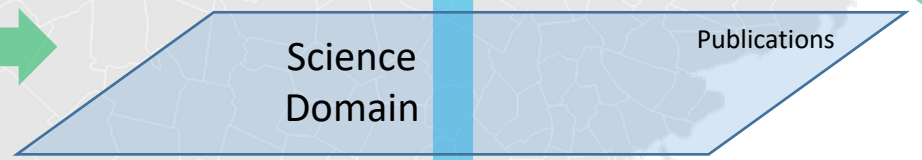
MMAP
hiWAY

Adv. MFG Tr
Cyber CCEs

MassBridge

Intern Partnership
Cyber Mentor

STEM Council



Talent Pipeline

- Cybersecurity
- Entrepreneurship
- Robotics
- DE&I
- Digital Literacy
- Advanced Mfg
- Digital Health
- Digital Eng.
- Caregiving
- Ageing



Commercial, Health, Public, & Defense Market Needs

Ecosystem(s)

Needs, Capabilities, and Capacities

MASSTECH
Ecosystem Engagement & Investment Model

Ecosystem in Action: MA Semiconductor Coalition

MA Semiconductor Coalition

- Established with industry, academia, and government in May 2021 to prepare for CHIPS response
- **Mission and Focus:** Transform Massachusetts, and the greater Northeast, into the innovation engine needed to accelerate domestic development, scaling, and adoption of the disruptive microelectronics innovations that will ensure U.S. leadership of the next generation of semiconductor technologies and systems



Healthcare & Life Sciences



Robotics




Industrial IoT



Automotive



Aerospace & Defense



Advance Functional Fabrics of America (AFFOA)



Sasha Stolyarov
CEO, Advanced Functional
Fabrics of America



Carolyn Kirk
Executive Director,
Massachusetts Technology
Collaborative (MTC)



Ben Linville-Engler
Chief Investment Strategist and
Program Executive, Massachusetts
Technology Collaborative (MTC)



SLIDO QR Code



Event Name: Small Business Innovation Summit
Event Code: SBIR22