

White Paper – IEACs Accuracy

**Data request.
Results will be published
and shared with anyone
interested.**



White Paper – IEACs Accuracy

How well do the IEACs predict the final actual cost outcome for projects at the 25%, 50%, and 75% complete positions on completed projects?

White Paper – IEACs Accuracy


- Which, if any, of the IEACs was more accurate than the others?
- Is there a different IEAC that could have done a better job?

Data Request for White Paper

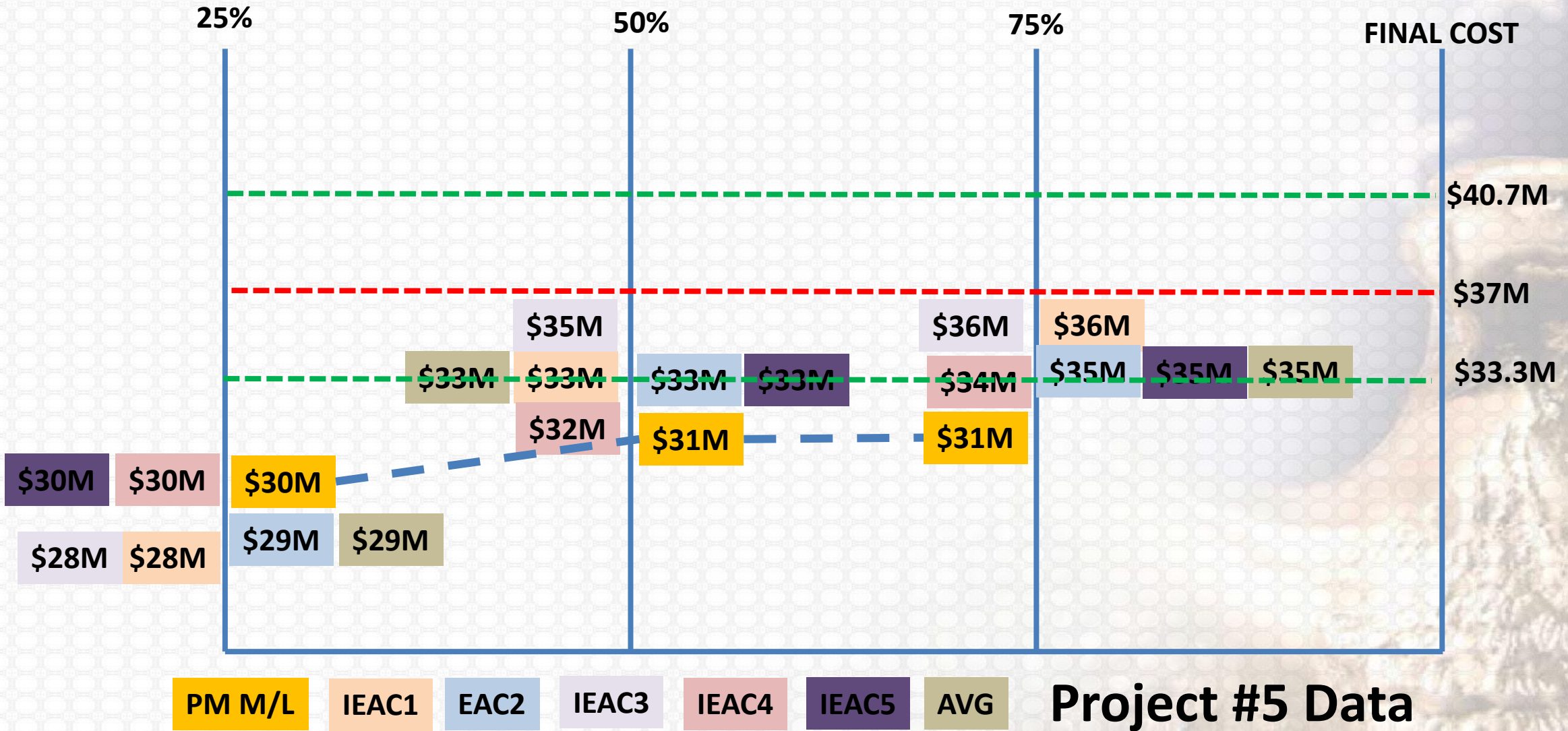
\$ in 000s

		May-19	Sep-19	Jan-20	Dec-22
Project 5		25%	50%	75%	Final
%Comp		27.36%	50.53%	75.47%	99.90%
BAC (at PMB)	CPR/IPMR Block 8.a Col 14.e	\$30,155	\$30,442	\$29,376	\$29,053
EAC (at PMB)	CPR/IPMR Block 8.a Col 16.e	\$30,346	\$32,042	\$33,268	\$37,093
BCWSCum	CPR/IPMR Block 8.a Col 7.e	\$8,230	\$17,376	\$23,242	\$29,053
BCWPCum	CPR/IPMR Block 8.a Col 8.e	\$8,249	\$15,382	\$22,169	\$29,024
ACWPCum	CPR/IPMR Block 8.a Col 9.e	\$7,595	\$16,762	\$26,822	\$37,066
Most Likely EAC (PM Estimate)	CPR/IPMR Block 6.c	\$30,364	\$30,551	\$30,551	N/A

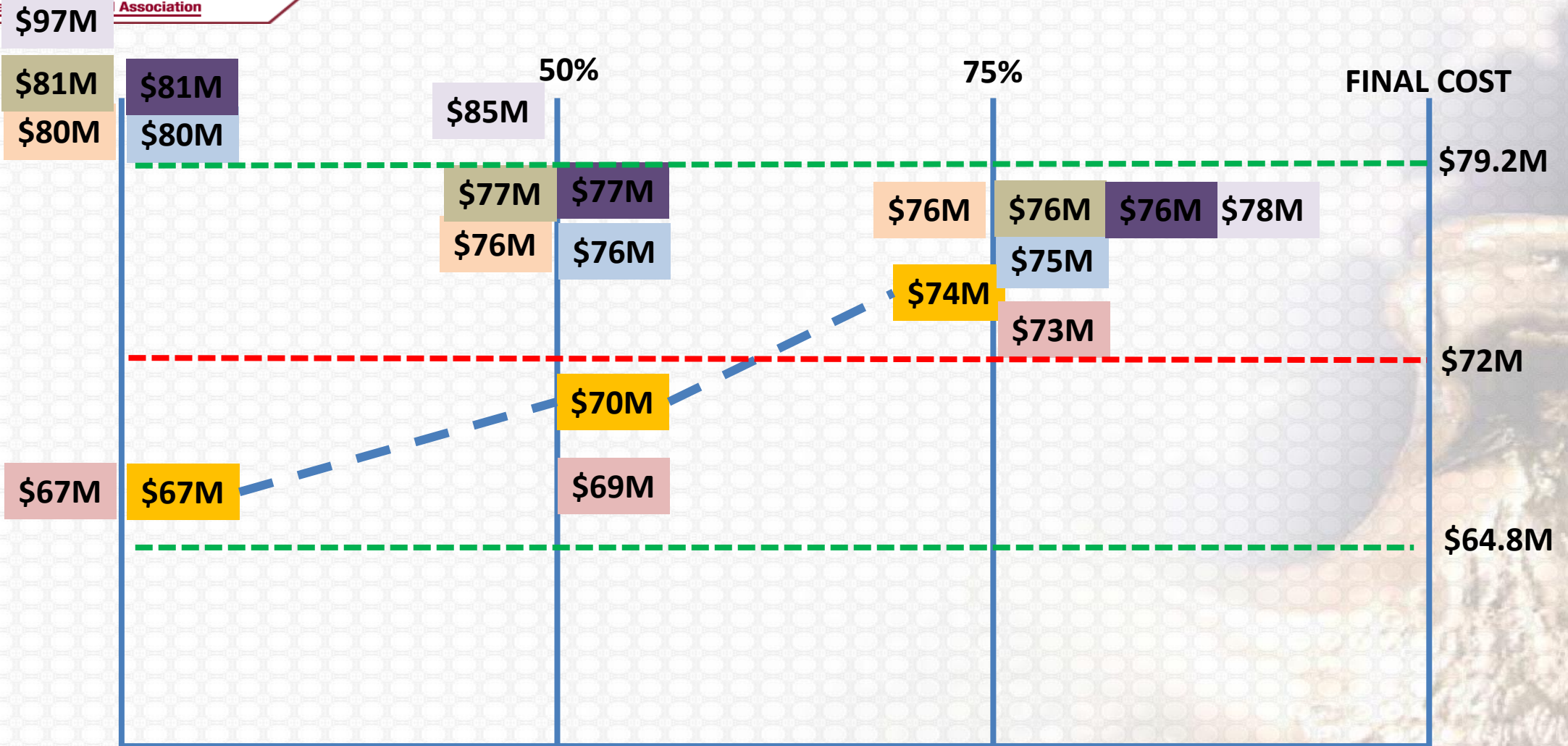
Not quite 100% Complete



EACS IDENTIFIED



25%



PM M/L IEAC1 EAC2 IEAC3 IEAC4 IEAC5 AVG

Project #3 Data

To Provide Data or Help With the Study!

- **Paul.Bolinger@humphreys-assoc.com**